



KALINLIK Thickness

0,80mm Kalınlık
Thickness

Sipariş Kodu (Order Code)	w (mm)	h (mm)	Kg/Mt
CAN.50A50.08	50	50	1,030
CAN.50A70.08	70	50	1,156
CAN.50A100.08	100	50	1,344
CAN.50A120.08	120	50	1,470
CAN.50A160.08	160	50	1,721
CAN.50A200.08	200	50	1,972

1,00mm Kalınlık
Thickness

CAN.50A50.10	50	50	1,287
CAN.50A70.10	70	50	1,444
CAN.50A100.10	100	50	1,680
CAN.50A120.10	120	50	1,837
CAN.50A160.10	160	50	2,151
CAN.50A200.10	200	50	2,465

1,20mm Kalınlık
Thickness

CAN.50A50.12	50	50	1,545
CAN.50A70.12	70	50	1,733
CAN.50A100.12	100	50	2,016
CAN.50A120.12	120	50	2,204
CAN.50A160.12	160	50	2,581
CAN.50A200.12	200	50	2,465
CAN.50A260.12	260	50	3,429
CAN.50A300.12	300	50	3,900

1,50mm Kalınlık
Thickness

CAN.50A50.15	50	50	1,931
CAN.50A70.15	70	50	2,167
CAN.50A100.15	100	50	2,520
CAN.50A120.15	120	50	2,755
CAN.50A160.15	160	50	3,226
CAN.50A200.15	200	50	3,697
CAN.50A260.15	260	50	4,286
CAN.50A300.15	300	50	4,875
CAN.50A400.15	400	50	6,052
CAN.50A500.15	500	50	7,230
CAN.50A600.15	600	50	8,408

2,00mm Kalınlık
Thickness

CAN.50A50.20	50	50	2,317
CAN.50A70.20	70	50	2,599
CAN.50A100.20	100	50	3,024
CAN.50A120.20	120	50	3,379
CAN.50A160.20	160	50	3,872
CAN.50A200.20	200	50	4,437
CAN.50A260.20	260	50	5,143
CAN.50A300.20	300	50	5,800
CAN.50A400.20	400	50	7,263
CAN.50A500.20	500	50	8,676
CAN.50A600.20	600	50	10,090

Yükseklik / Height
45 mm

Sipariş Kodu (Order Code)	w (mm)	t (mm)	Kg/Ad. Kg/Pcs
CAN.50AEK.12	15	1,20	0,064
CAN.50AEK.15	15	1,50	0,079

AÇIKLAMALAR / INSTRUCTIONS :

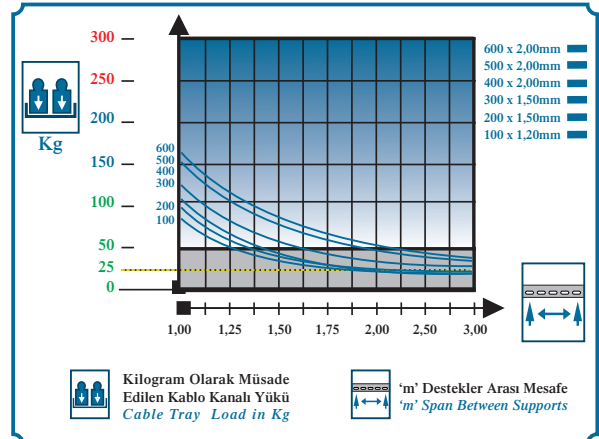
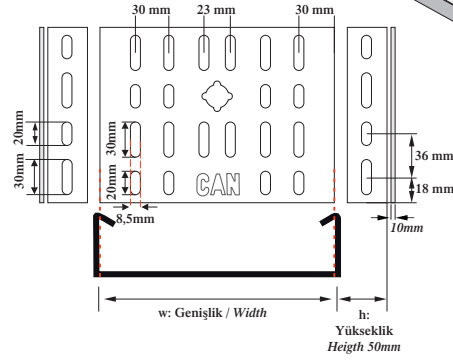
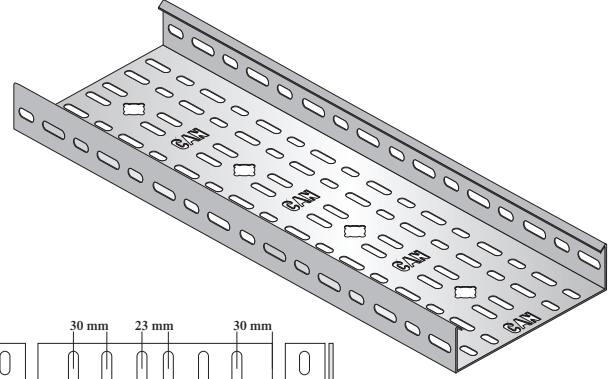
NOT: Tüm Ek Elemanları, Metrik 8 cıvata ve somun kullanımına uygundur.

- Belirtilen ağırlıklar kesim ağırlıklarıdır.
- 1 Adet Ek Elemanı Standartta 4 Takım M8 Cıvata Somun İle Kullanıma Uygundur.

NOTE: All The Joint Pieces are Convenient for M8 Bolt and Nut Usage.

- The indicated weights are the weights before fabrication.
- One Piece Of straight Connector is Suitable for The Usage of 4 set of M8 Bolt and Nut.

AĞIR HİZMET TİP KABLO KANALLARI HEAVY DUTY TYPE CABLE TRAYS



AÇIKLAMALAR / INSTRUCTIONS :

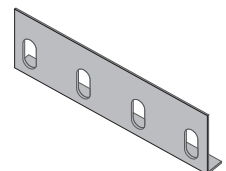
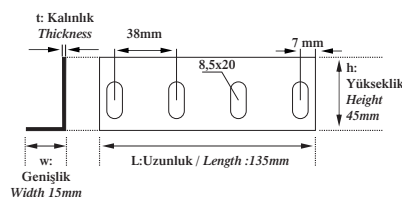
NOT: Standart uzunluk 2500mm. İsteğe bağlı olarak uzunluklar değişebilir.

- Delikli tip kablo kanallarında ölçü toleransı ± 3 mm.'dir.
- Belirtilen ağırlıklar kesim ağırlıklarıdır.
- Tüm kablo kanalları, Metrik 8 cıvata ve somun kullanımına uygundur.

NOTE: Standart Length is 2500mm. On request the Lengths can change.

- The dimension tolerance in perforated cable trays is ± 3 mm
- The indicated weights are the weights before fabrication.
- All the cable trays are convenient for M8 bolt and nut usage.

EK ELEMANI JOINT PIECE



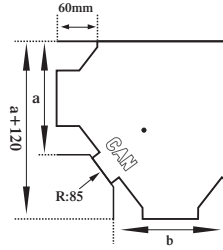


Sipariş Kodu (Order Code)	w (mm)	h (mm)	t (mm)	Kg/Ad Kg/Pcs
CAN.50A9050	50	50	1,20	0,485
CAN.50A9070	70	50	1,20	0,622
CAN.50A90100	100	50	1,20	0,749
CAN.50A90120	120	50	1,20	0,865
CAN.50A90160	160	50	1,20	1,039
CAN.50A90200	200	50	1,20	1,375
CAN.50A90260	260	50	1,20	1,758
CAN.50A90300	300	50	1,50	2,736
CAN.50A90400	400	50	1,50	3,989
CAN.50A90500	500	50	1,50	5,477
CAN.50A90600	600	50	1,50	7,201

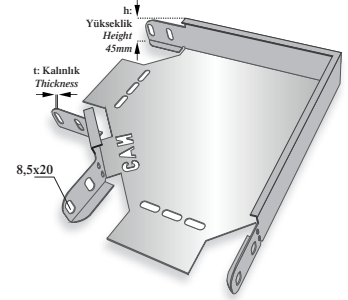
NOT: DÖNÜŞ MODÜLLERİNDEKİ ÖZEL UYGULAMALAR İÇİN ÖRNEK
SİPARİŞ h:40mm a:100mm b:200mm "90° Yatay Dönüş"

NOTE: The example order for special applications in bend modules.
h:40mm. a:100mm b:200mm Bend 90°.

90° DERECE YATAY DÖNÜŞ ELEMANLARI
90° HORIZONTAL BENDS



a,b: Genişlik Width

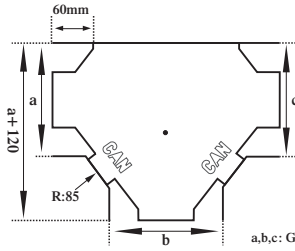


Sipariş Kodu (Order Code)	w (mm)	h (mm)	t (mm)	Kg/Ad Kg/Pcs
CAN.50AT50	50	50	1,20	0,624
CAN.50AT70	70	50	1,20	0,780
CAN.50AT100	100	50	1,20	0,898
CAN.50AT120	120	50	1,20	1,024
CAN.50AT160	160	50	1,20	1,214
CAN.50AT200	200	50	1,20	1,576
CAN.50AT260	260	50	1,20	1,986
CAN.50AT300	300	50	1,50	3,054
CAN.50AT400	400	50	1,50	4,373
CAN.50AT500	500	50	1,50	5,927
CAN.50AT600	600	50	1,50	7,717

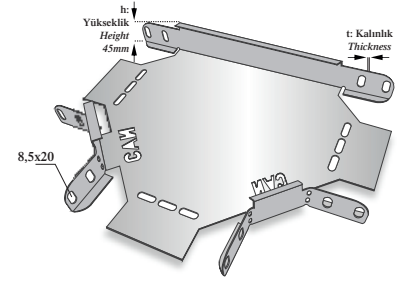
NOT: DÖNÜŞ MODÜLLERİNDEKİ ÖZEL UYGULAMALAR İÇİN ÖRNEK
SİPARİŞ h:40mm a:300mm b:200mm c:300mm "T" DÖNÜŞ

NOTE: The example order for special applications in bend modules.
h:40mm. a:100mm b:200mm c:300mm "Tee branch".

T DÖNÜŞ ELEMANLARI
TEE BENDS



a,b,c: Genişlik Width

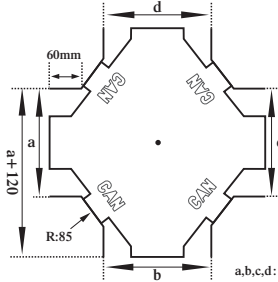


Sipariş Kodu (Order Code)	w (mm)	h (mm)	t (mm)	Kg/Ad Kg/Pcs
CAN.50AD50	50	50	1,20	0,697
CAN.50AD70	70	50	1,20	0,749
CAN.50AD100	100	50	1,20	1,077
CAN.50AD120	120	50	1,20	1,214
CAN.50AD160	160	50	1,20	1,419
CAN.50AD200	200	50	1,20	1,775
CAN.50AD260	260	50	1,20	2,244
CAN.50AD300	300	50	1,50	3,409
CAN.50AD400	400	50	1,50	4,793
CAN.50AD500	500	50	1,50	6,414
CAN.50AD600	600	50	1,50	8,269

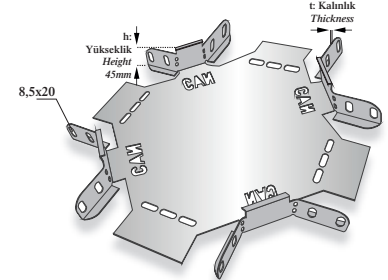
NOT: DÖNÜŞ MODÜLLERİNDEKİ ÖZEL UYGULAMALAR İÇİN ÖRNEK
SİPARİŞ h:40mm a:300mm b:200mm c:300mm d:200mm "Dörtlü" DÖNÜŞ

NOTE: The example order for special applications in bend modules.
h:40mm. a:100mm b:200mm c:300mm d:200mm "crossing"

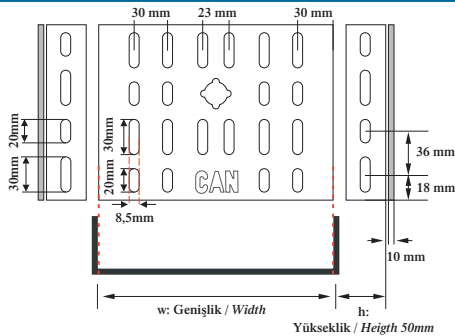
DÖRTLÜ DÖNÜŞ ELEMANLARI
CROSSING BENDS



a,b,c,d: Genişlik Width

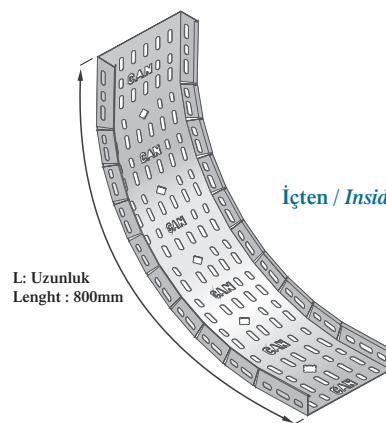


Sipariş Kodu (Order Code)	w (mm)	h (mm)	t (mm)	Kg/Ad Kg/Pcs
CAN.50AB50	50	50	1,20	0,904
CAN.50AB70	70	50	1,20	1,030
CAN.50AB100	100	50	1,20	1,218
CAN.50AB120	120	50	1,20	1,344
CAN.50AB160	160	50	1,20	1,839
CAN.50AB200	200	50	1,20	2,216
CAN.50AB260	260	50	1,20	3,240
CAN.50AB300	300	50	1,50	3,711
CAN.50AB400	400	50	1,50	4,654
CAN.50AB500	500	50	1,50	5,596
CAN.50AB600	600	50	1,50	6,538

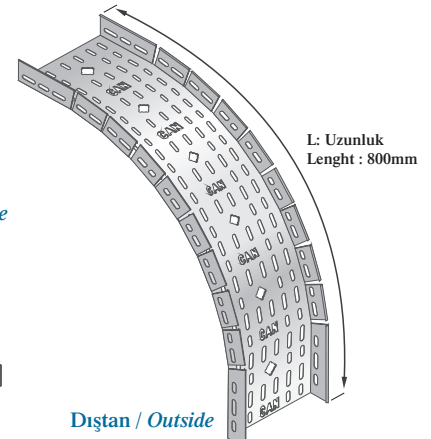


Yükseklik / Height 50mm

İÇ - DIŞ BÜKEY ELEMANLARI
INSIDE AND OUTSIDE BENDS



L: Uzunluk
Lenght : 800mm



L: Uzunluk
Lenght : 800mm

AÇIKLAMALAR / INSTRUCTIONS :

NOT: Ölçü toleransı ± 3 mm'dir.

Belirtilen ağırlıklar kesim ağırlıklarıdır.

NOTE: The dimension tolerance is ± 3 mm

The indicated weights are the weights before fabrication.



Sipariş Kodu (Order Code)	w (mm)	h (mm)	t (mm)	Kg/Takım Kg/Set
CAN.50AZR1-40	40	45	1,50	0,174
CAN.50AZR1-50	50	45	1,50	0,180
CAN.50AZR1-100	100	45	1,50	0,206
CAN.50AZR1-140	140	45	1,50	0,227
CAN.50AZR1-160	160	45	1,50	0,238
CAN.50AZR1-200	200	45	1,50	0,259
CAN.50AZR1-240	240	45	1,50	0,280
CAN.50AZR1-260	260	45	1,50	0,291
CAN.50AZR1-300	300	45	1,50	0,312

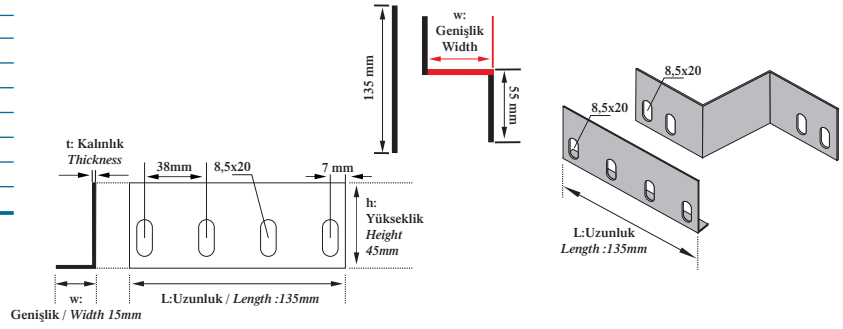
ACIKLAMALAR / INSTRUCTIONS :

NOT: Lütfen siparişlerinizde redüksiyon tipini ve "w" ölçüsünü belirtiniz.
Özel ölçüler için lütfen firmamız ile irtibata geçiniz.

NOTE: Please assert the reduction type and "w" dimension.
For special dimensions please contact our firm

Sola
Left

Z TİP REDÜKSİYON
Z TYPE REDUCER



Sipariş Kodu (Order Code)	w (mm)	h (mm)	t (mm)	Kg/Takım Kg/Set
CAN.50AZR2-40	40	45	1,50	0,174
CAN.50AZR2-50	50	45	1,50	0,180
CAN.50AZR2-100	100	45	1,50	0,206
CAN.50AZR2-140	140	45	1,50	0,227
CAN.50AZR2-160	160	45	1,50	0,238
CAN.50AZR2-200	200	45	1,50	0,259
CAN.50AZR2-240	240	45	1,50	0,280
CAN.50AZR2-260	260	45	1,50	0,291
CAN.50AZR2-300	300	45	1,50	0,312

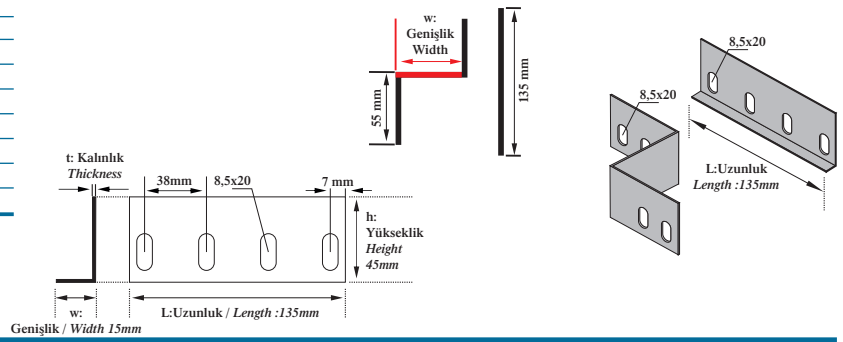
ACIKLAMALAR / INSTRUCTIONS :

NOT: Lütfen siparişlerinizde redüksiyon tipini ve "w" ölçüsünü belirtiniz.
Özel ölçüler için lütfen firmamız ile irtibata geçiniz.

NOTE: Please assert the reduction type and "w" dimension.
For special dimensions please contact our firm

Sağa
Right

Z TİP REDÜKSİYON
Z TYPE REDUCER



Sipariş Kodu (Order Code)	w (mm)	h (mm)	t (mm)	Kg/Takım Kg/Set
CAN.50AZR3-20	20	45	1,50	0,138
CAN.50AZR3-25	25	45	1,50	0,143
CAN.50AZR3-50	50	45	1,50	0,170
CAN.50AZR3-70	70	45	1,50	0,191
CAN.50AZR3-100	100	45	1,50	0,223
CAN.50AZR3-120	120	45	1,50	0,244
CAN.50AZR3-150	150	45	1,50	0,276
CAN.50AZR3-200	200	45	1,50	0,329
CAN.50AZR3-240	240	45	1,50	0,371
CAN.50AZR3-250	250	45	1,50	0,382

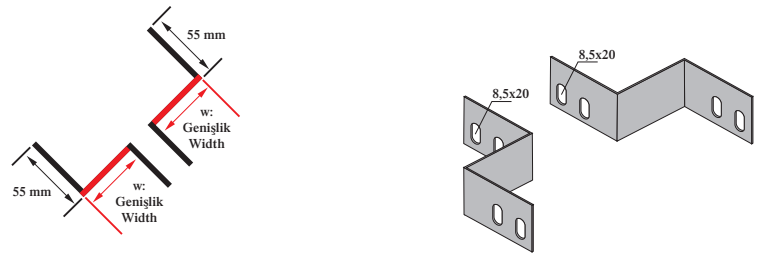
ACIKLAMALAR / INSTRUCTIONS :

NOT: Lütfen siparişlerinizde redüksiyon tipini ve "w" ölçüsünü belirtiniz.
Özel ölçüler için lütfen firmamız ile irtibata geçiniz.

NOTE: Please assert the reduction type and "w" dimension.
For special dimensions please contact our firm

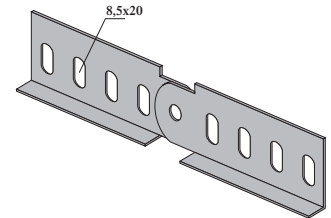
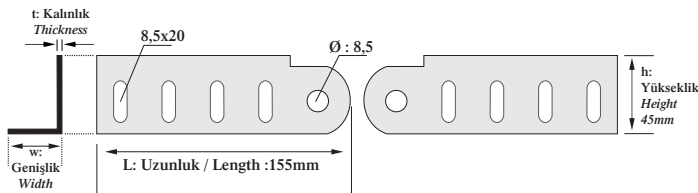
Orta
Center

Z TİP REDÜKSİYON
Z TYPE REDUCER



Sipariş Kodu (Order Code)	w (mm)	h (mm)	t (mm)	Kg/Takım Kg/Set
CAN.50ASD	25	45	1,50	0,256

SEVİYE DEĞİŞTİRME ELEMANI
VERTICAL LEVEL CHANGE UNIT



Sipariş Kodu (Order Code)	w (mm)	h (mm)	t (mm)	Kg/Takım Kg/Set
CAN.50AYD	25	45	1,50	0,412

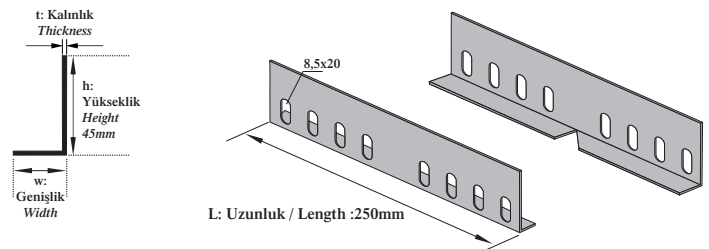
YÖN DEĞİŞTİRME ELEMANI
HORIZONTAL ANGLE CHANGE UNIT

ACIKLAMALAR / INSTRUCTIONS :

NOT: Ölçü toleransı ± 3 mm'dir.

Belirtilen ağırlıklar kesim ağırlıklarıdır.
Metrik 8 civata ve somun kullanımına uygundur.

NOTE: The dimension tolerance in ± 3 mm
The indicated weights are the weights before fabrication.
Convenient for M8 bolt and nut usage.

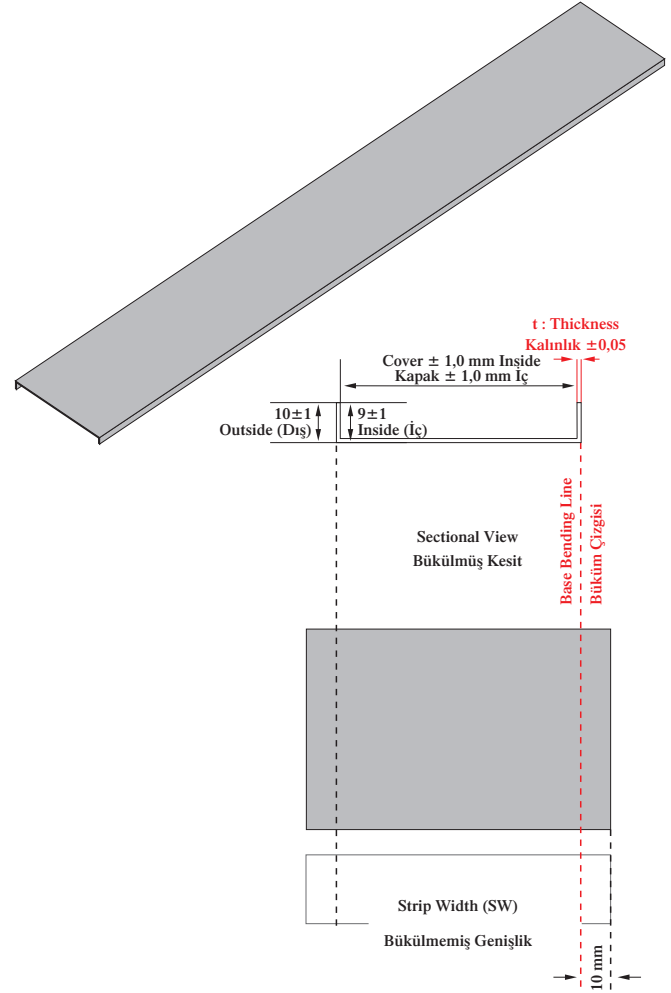




KALINLIK Thickness

	Sipariş Kodu (Order Code)	w (mm)	h (mm)	Kg/Mt
1,00mm	CAN.10K50.10	54	10	0,581
	CAN.10K70.10	74	10	0,738
	CAN.10K100.10	104	10	0,973
	CAN.10K120.10	124	10	1,130
	CAN.10K160.10	164	10	1,444
	CAN.10K200.10	204	10	1,758
1,20mm	CAN.10K50.12	54	10	0,697
	CAN.10K70.12	74	10	0,885
	CAN.10K100.12	104	10	1,168
	CAN.10K120.12	124	10	1,356
	CAN.10K160.12	164	10	1,733
	CAN.10K200.12	204	10	2,110
1,50mm	CAN.10K260.12	264	10	2,675
	CAN.10K300.12	304	10	3,052
	CAN.10K50.15	54	10	0,871
	CAN.10K70.15	74	10	1,107
	CAN.10K100.15	104	10	1,460
	CAN.10K120.15	124	10	1,696
1,50mm	CAN.10K160.15	164	10	2,167
	CAN.10K200.15	204	10	2,638
	CAN.10K260.15	264	10	3,344
	CAN.10K300.15	304	10	3,815
	CAN.10K400.15	404	10	4,993
	CAN.10K500.15	504	10	6,170
2,00mm	CAN.10K600.15	604	10	7,348
	CAN.10K50.20	54	10	1,255
	CAN.10K70.20	74	10	1,594
	CAN.10K100.20	104	10	2,103
	CAN.10K120.20	124	10	2,442
	CAN.10K160.20	164	10	3,120
2,00mm	CAN.10K200.20	204	10	3,798
	CAN.10K260.20	264	10	4,816
	CAN.10K300.20	304	10	5,494
	CAN.10K400.20	404	10	7,189
	CAN.10K500.20	504	10	8,885
	CAN.10K600.20	604	10	10,581

KABLO KANAL ve MERDİVEN KAPAKLARI CABLE TRAY and LADDER COVERS



AÇIKLAMALAR / INSTRUCTIONS :

NOT: Standart uzunluk 2500mm. İsteğe bağlı olarak uzunluklar değişebilir.

➔ Kapaklarda ölçü toleransı ± 3 mm'dir.

➔ Belirtilen ağırlıklar kesim ağırlıklardır.

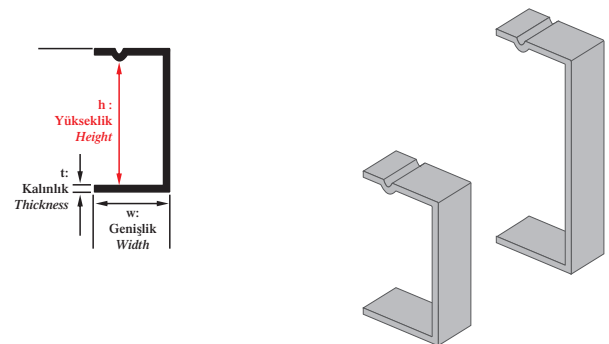
NOTE: Standart Length is 2500mm. On request the Lengths can change.

➔ The dimension tolerance in covers is ± 3 mm

➔ The indicated weights are the weights before fabrication.

Sipariş Kodu (Order Code)	w (mm)	t (mm)	h (mm)	Kg/Ad. Kg/Pcs
CAN.40KT	15	1,50	40	0,016
CAN.50KT	15	1,50	50	0,018
CAN.60KT	15	1,50	60	0,019
CAN.70KT	15	1,50	70	0,021
CAN.100KT	15	1,50	100	0,027
CAN.150KT	15	1,50	150	0,035

KAPAK TUTUCU COVER CLAMP



AÇIKLAMALAR / INSTRUCTIONS :

NOT: Ölçü toleransı ± 3 mm'dir.

➔ Belirtilen ağırlıklar kesim ağırlıklardır.

NOTE: The dimension tolerance in ± 3 mm

➔ The indicated weights are the weights before fabrication.

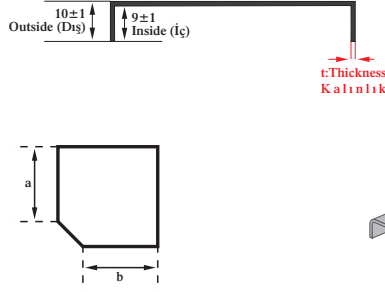


Sipariş Kodu (Order Code)	w (mm)	h (mm)	t (mm)	Kg/Ad Kg/Pcs
CAN.10K9050	54	10	1,00	0,104
CAN.10K9070	74	10	1,00	0,144
CAN.10K90100	104	10	1,00	0,214
CAN.10K90120	124	10	1,00	0,269
CAN.10K90160	164	10	1,00	0,363
CAN.10K90200	204	10	1,00	0,552
CAN.10K90260	264	10	1,00	0,779
CAN.10K90300	304	10	1,50	1,569
CAN.10K90400	404	10	1,50	2,517
CAN.10K90500	504	10	1,50	3,759
CAN.10K90600	604	10	1,50	5,208

NOT: DÖNÜŞ MODÜLLERİNDEKİ ÖZEL UYGULAMALAR İÇİN ÖRNEK
SİPARİŞ h:40mm a:100mm b:200mm "90° Yatay Dönüş"

NOTE: The example order for special applications in bend modules.
h:40mm. a:100mm b:200mm Bend 90°.

90° DERECE YATAY DÖNÜŞ KAPAKLARI
COVER BENDS 90°

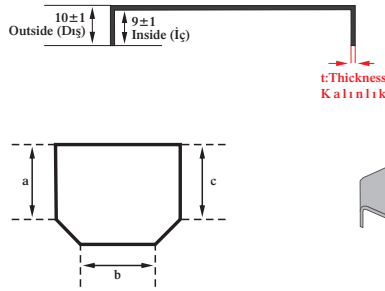


Sipariş Kodu (Order Code)	w (mm)	h (mm)	t (mm)	Kg/Ad Kg/Pcs
CAN.10KT50	54	10	1,00	0,140
CAN.10KT70	74	10	1,00	0,186
CAN.10KT100	104	10	1,00	0,266
CAN.10KT120	124	10	1,00	0,327
CAN.10KT160	164	10	1,00	0,431
CAN.10KT200	204	10	1,00	0,635
CAN.10KT260	264	10	1,00	0,878
CAN.10KT300	304	10	1,50	1,741
CAN.10KT400	404	10	1,50	2,766
CAN.10KT500	504	10	1,50	4,025
CAN.10KT600	604	10	1,50	5,521

NOT: DÖNÜŞ MODÜLLERİNDEKİ ÖZEL UYGULAMALAR İÇİN ÖRNEK
SİPARİŞ h:40mm a:300mm b:200mm c:300mm "T" DÖNÜŞ

NOTE: The example order for special applications in bend modules.
h:40mm. a:100mm b:200mm c:300mm "Tee branch".

T DÖNÜŞ KAPAKLARI
COVER TEE BRANCHES

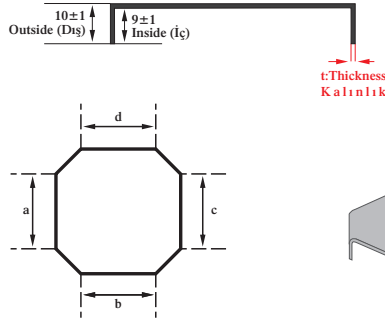


Sipariş Kodu (Order Code)	w (mm)	h (mm)	t (mm)	Kg/Ad Kg/Pcs
CAN.10KD50	54	10	1,00	0,189
CAN.10KD70	74	10	1,00	0,241
CAN.10KD100	104	10	1,00	0,330
CAN.10KD120	124	10	1,00	0,398
CAN.10KD160	164	10	1,00	0,511
CAN.10KD200	204	10	1,00	0,731
CAN.10KD260	264	10	1,00	0,990
CAN.10KD300	304	10	1,50	1,932
CAN.10KD400	404	10	1,50	3,003
CAN.10KD500	504	10	1,50	4,310
CAN.10KD600	604	10	1,50	5,853

NOT: DÖNÜŞ MODÜLLERİNDEKİ ÖZEL UYGULAMALAR İÇİN ÖRNEK
SİPARİŞ h:40mm a:300mm b:200mm c:300mm d:200mm "Dörtlü" DÖNÜŞ

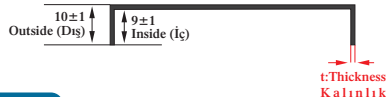
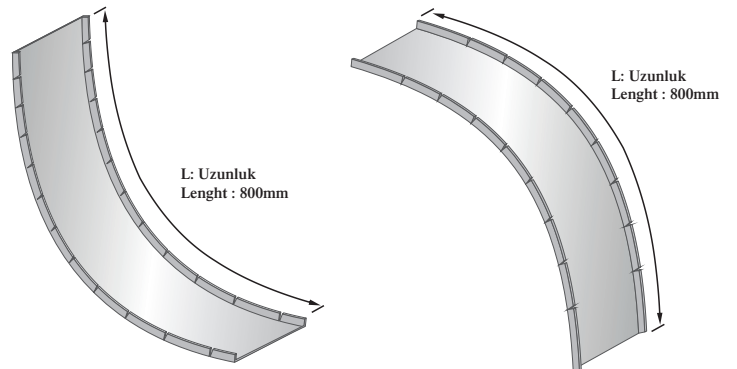
NOTE: The example order for special applications in bend modules.
h:40mm. a:100mm b:200mm c:300mm d:200mm "crossing"

DÖRTLÜ DÖNÜŞ KAPAKLARI
COVER CROSSINGS



Sipariş Kodu (Order Code)	w (mm)	h (mm)	t (mm)	Kg/Ad Kg/Pcs
CAN.10KB50	54	10	1,20	0,489
CAN.10KB70	74	10	1,20	0,619
CAN.10KB100	104	10	1,20	0,815
CAN.10KB120	124	10	1,20	0,944
CAN.10KB160	164	10	1,20	1,360
CAN.10KB200	204	10	1,20	1,759
CAN.10KB260	264	10	1,20	2,143
CAN.10KB300	304	10	1,50	3,176
CAN.10KB400	404	10	1,50	4,984
CAN.10KB500	504	10	1,50	6,157
CAN.10KB600	604	10	1,50	7,329

İÇ - DIŞ BÜKEY ELEMANI KAPAKLARI
INSIDE AND OUTSIDE BEND COVERS



AÇIKLAMALAR / INSTRUCTIONS :

NOT: Ölçü toleransı ± 3 mm'dir.

Belirtilen ağırlıklar kesim ağırlıklarıdır.

NOTE: The dimension tolerance is ± 3 mm

The indicated weights are the weights before fabrication.

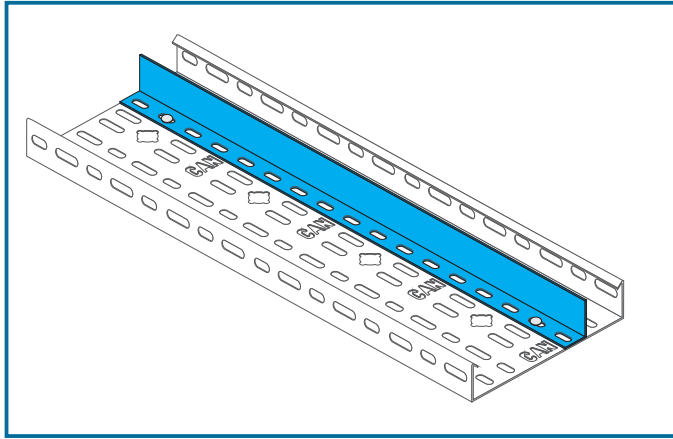


Kablo Kanal
Cable Tray

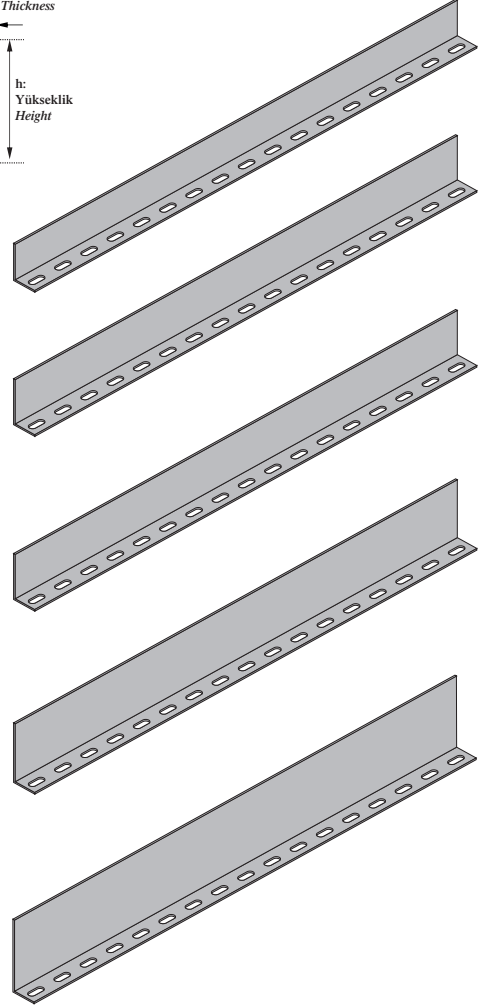
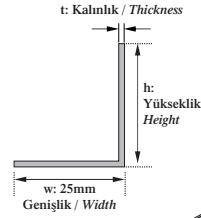
Sipariş Kodu (Order Code)	h (mm)	w (mm)	t (mm)	Kg/Mt
CAN.40SPK.12	40	25	1,20	0,525
CAN.50SPK.12	50	25	1,20	0,618
CAN.60SPK.12	60	25	1,20	0,707
CAN.100SPK.12	100	25	1,50	1,354
CAN.150SPK.12	150	25	1,50	1,943

Kablo Merdiven
Cable Ladder

Sipariş Kodu (Order Code)	h (mm)	w (mm)	t (mm)	Kg/Mt
CAN.40SPM.12	40	25	1,20	0,471
CAN.50SPM.12	50	25	1,20	0,565
CAN.60SPM.12	60	25	1,20	0,659
CAN.70SPM.12	70	25	1,20	0,754
CAN.100SPM.12	100	25	1,50	1,295
CAN.100SPM.12	150	25	1,50	1,766



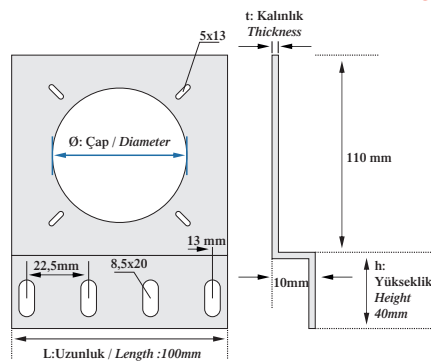
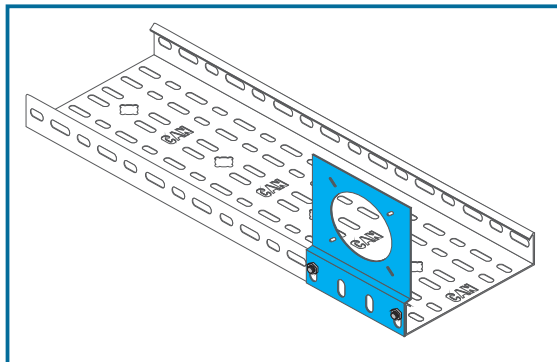
KABLO KANAL VE MERDİVEN SEPERATÖRLERİ
CABLE TRAY AND LADDER SEPARATORS



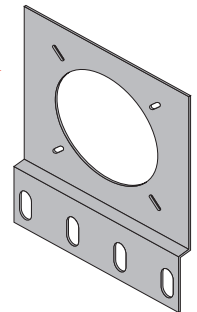
Yükseklik / Height
45 mm

Sipariş Kodu (Order Code)	w (mm)	t (mm)	Kg/Ad. Kg/Pcs
CAN.PSM1	15	1,00	0,065
CAN.PSM2	15	1,00	0,125

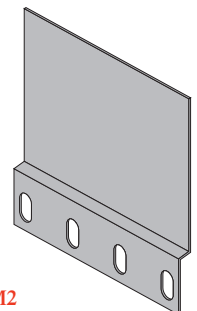
PRİZ MONTAJ SACI
SOCKET ASSEMBLY



CAN.PSM1



CAN.PSM2



AÇIKLAMALAR / INSTRUCTIONS :

NOT: Ölçü toleransı ± 3 mm.'dir.

Belirtilen ağırlıklar kesim ağırlıklarıdır.

NOTE: The dimension tolerance in ± 3 mm

The indicated weights are the weights before fabrication.



Yükseklik
Height

40mm Yükseklik
Height

Sipariş Kodu (Order Code)	w (mm)	L (mm)	t (mm)	Kg/Ad. Kg/Pcs
CAN.40DTD.70	74	300	1,50	0,975
CAN.40DTD.100	104	330	1,50	1,055
CAN.40DTD.120	124	350	1,50	1,210
CAN.40DTD.160	164	390	1,50	1,410
CAN.40DTD.200	204	430	1,50	1,755
CAN.40DTD.260	264	490	1,50	2,100
CAN.40DTD.300	304	530	1,50	2,450
CAN.40DTD.400	404	630	1,50	3,145
CAN.40DTD.500	504	730	1,50	3,846
CAN.40DTD.600	604	830	1,50	4,535

Yükseklik
Height

50mm Yükseklik
Height

Sipariş Kodu (Order Code)	w (mm)	L (mm)	t (mm)	Kg/Ad. Kg/Pcs
CAN.50DTD.70	74	300	1,50	0,998
CAN.50DTD.100	104	330	1,50	1,104
CAN.50DTD.120	124	350	1,50	1,257
CAN.50DTD.160	164	390	1,50	1,469
CAN.50DTD.200	204	430	1,50	1,835
CAN.50DTD.260	264	490	1,50	2,215
CAN.50DTD.300	304	530	1,50	2,576
CAN.50DTD.400	404	630	1,50	3,305
CAN.50DTD.500	504	730	1,50	4,035
CAN.50DTD.600	604	830	1,50	4,765

Yükseklik
Height

60mm Yükseklik
Height

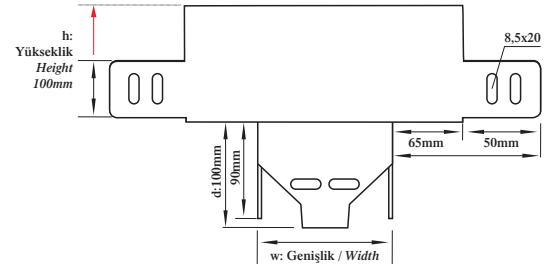
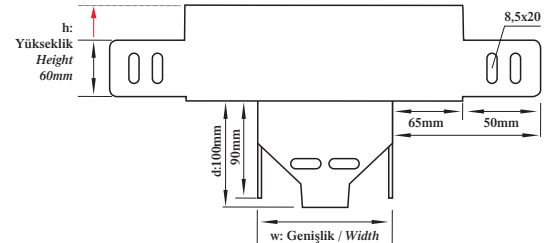
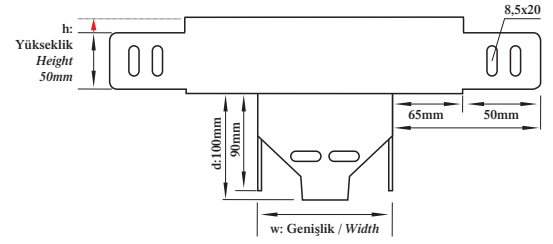
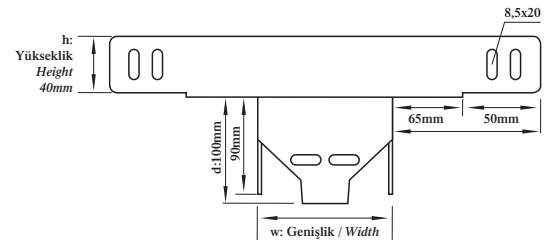
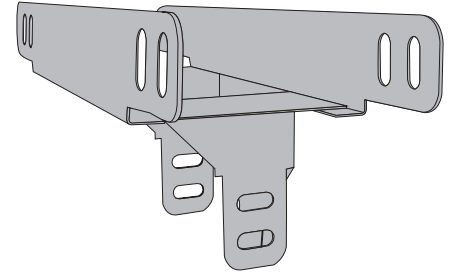
Sipariş Kodu (Order Code)	w (mm)	L (mm)	t (mm)	Kg/Ad. Kg/Pcs
CAN.60DTD.70	74	300	1,50	1,028
CAN.60DTD.100	104	330	1,50	1,165
CAN.60DTD.120	124	350	1,50	1,315
CAN.60DTD.160	164	390	1,50	1,544
CAN.60DTD.200	204	430	1,50	1,936
CAN.60DTD.260	264	490	1,50	2,709
CAN.60DTD.300	304	530	1,50	3,457
CAN.60DTD.400	404	630	1,50	3,145
CAN.60DTD.500	504	730	1,50	4,228
CAN.60DTD.600	604	830	1,50	5,001

Yükseklik
Height

100mm Yükseklik
Height

Sipariş Kodu (Order Code)	w (mm)	L (mm)	t (mm)	Kg/Ad. Kg/Pcs
CAN.100DTD.100	104	330	1,50	1,265
CAN.100DTD.120	124	350	1,50	1,435
CAN.100DTD.160	164	390	1,50	1,696
CAN.100DTD.200	204	430	1,50	2,105
CAN.100DTD.260	264	490	1,50	2,522
CAN.100DTD.300	304	530	1,50	2,944
CAN.100DTD.400	404	630	1,50	3,785
CAN.100DTD.500	504	730	1,50	4,615
CAN.100DTD.600	604	830	1,50	5,445

DIKEY T BAĞLANTILAR DUVARDAN İNİŞ
VERTICAL TEE-BRANCHES WALL DESCENDING



AÇIKLAMALAR / INSTRUCTIONS :

NOT: Ölçü toleransı ± 3 mm.'dir.

Belirtilen ağırlıklar kesim ağırlıklarıdır.

NOTE: The dimension tolerance in ± 3 mm

The indicated weights are the weights before fabrication.



Yükseklik
Height

40mm Yükseklik
Height

Sipariş Kodu (Order Code)	w (mm)	L (mm)	t (mm)	Kg/Ad. Kg/Pcs
CAN.40DTO.70	74	300	1,50	1,110
CAN.40DTO.100	104	330	1,50	1,214
CAN.40DTO.120	124	350	1,50	1,465
CAN.40DTO.160	164	390	1,50	1,630
CAN.40DTO.200	204	430	1,50	2,050
CAN.40DTO.260	264	490	1,50	2,460
CAN.40DTO.300	304	530	1,50	2,885
CAN.40DTO.400	404	630	1,50	3,715
CAN.40DTO.500	504	730	1,50	4,560
CAN.40DTO.600	604	830	1,50	5,840

Yükseklik
Height

50mm Yükseklik
Height

Sipariş Kodu (Order Code)	w (mm)	L (mm)	t (mm)	Kg/Ad. Kg/Pcs
CAN.50DTO.70	74	300	1,50	1,118
CAN.50DTO.100	104	330	1,50	1,275
CAN.50DTO.120	124	350	1,50	1,570
CAN.50DTO.160	164	390	1,50	1,716
CAN.50DTO.200	204	430	1,50	2,160
CAN.50DTO.260	264	490	1,50	2,650
CAN.50DTO.300	304	530	1,50	3,080
CAN.50DTO.400	404	630	1,50	3,950
CAN.50DTO.500	504	730	1,50	4,765
CAN.50DTO.600	604	830	1,50	6,150

Yükseklik
Height

60mm Yükseklik
Height

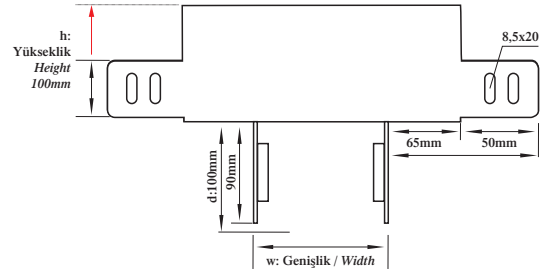
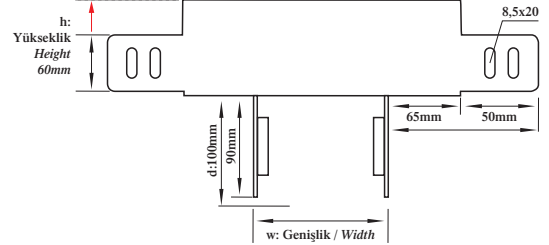
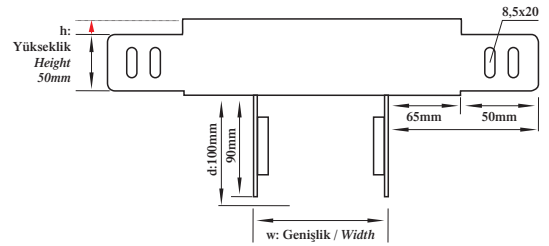
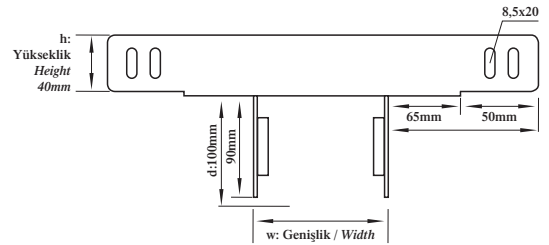
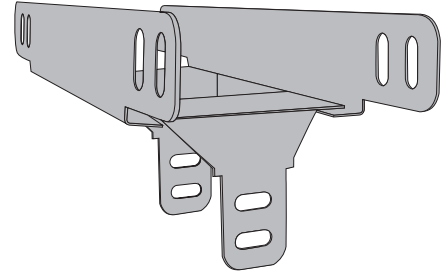
Sipariş Kodu (Order Code)	w (mm)	L (mm)	t (mm)	Kg/Ad. Kg/Pcs
CAN.60DTO.70	74	300	1,50	1,215
CAN.60DTO.100	104	330	1,50	1,345
CAN.60DTO.120	124	350	1,50	1,650
CAN.60DTO.160	164	390	1,50	1,830
CAN.60DTO.200	204	430	1,50	2,302
CAN.60DTO.260	264	490	1,50	2,709
CAN.60DTO.300	304	530	1,50	3,175
CAN.60DTO.400	404	630	1,50	4,100
CAN.60DTO.500	504	730	1,50	5,100
CAN.60DTO.600	604	830	1,50	6,435

Yükseklik
Height

100mm Yükseklik
Height

Sipariş Kodu (Order Code)	w (mm)	L (mm)	t (mm)	Kg/Ad. Kg/Pcs
CAN.100DTO.100	104	330	1,50	1,450
CAN.100DTO.120	124	350	1,50	1,750
CAN.100DTO.160	164	390	1,50	1,951
CAN.100DTO.200	204	430	1,50	2,460
CAN.100DTO.260	264	490	1,50	2,965
CAN.100DTO.300	304	530	1,50	3,465
CAN.100DTO.400	404	630	1,50	4,466
CAN.100DTO.500	504	730	1,50	5,470
CAN.100DTO.600	604	830	1,50	7,015

DIKEY T BAĞLANTILAR ORTADAN İNİŞ
VERTICAL TEE-BRANCHES CENTER DESCENDING



AÇIKLAMALAR / INSTRUCTIONS :

NOT: Ölçü toleransı ± 3 mm.'dir.

Belirtilen ağırlıklar kesim ağırlıklarıdır.

NOTE: The dimension tolerance in ± 3 mm

The indicated weights are the weights before fabrication.

Yükseklik
Height40mm Yükseklik
Height

Sipariş Kodu (Order Code)	w (mm)	t (mm)	Kg/Ad. Kg/Pcs
CAN.40KS.50	54	1,50	0,082
CAN.40KS.70	74	1,50	0,092
CAN.40KS.70	104	1,50	0,106
CAN.40KS.70	124	1,50	0,115
CAN.40KS.70	164	1,50	0,130
CAN.40KS.70	204	1,50	0,153
CAN.40KS.70	264	1,50	0,177
CAN.40KS.70	304	1,50	0,200
CAN.40KS.70	404	1,50	0,247
CAN.40KS.70	504	1,50	0,294
CAN.40KS.70	604	1,50	0,341

Yükseklik
Height50mm Yükseklik
Height

Sipariş Kodu (Order Code)	w (mm)	t (mm)	Kg/Ad. Kg/Pcs
CAN.50KS.50	54	1,50	0,103
CAN.50KS.70	74	1,50	0,115
CAN.50KS.100	104	1,50	0,132
CAN.50KS.120	124	1,50	0,144
CAN.50KS.160	164	1,50	0,162
CAN.50KS.200	204	1,50	0,191
CAN.50KS.260	264	1,50	0,221
CAN.50KS.300	304	1,50	0,250
CAN.50KS.400	404	1,50	0,309
CAN.50KS.500	504	1,50	0,368
CAN.50KS.600	604	1,50	0,427

Yükseklik
Height60mm Yükseklik
Height

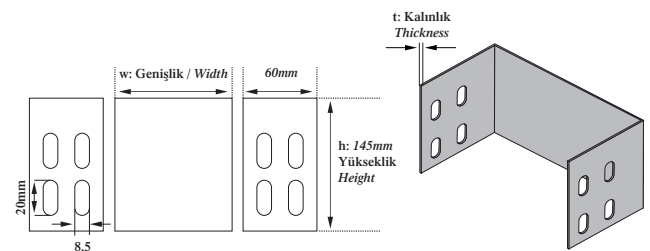
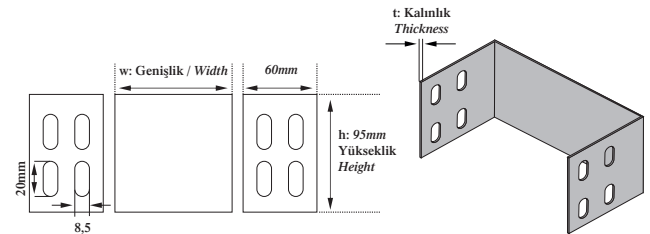
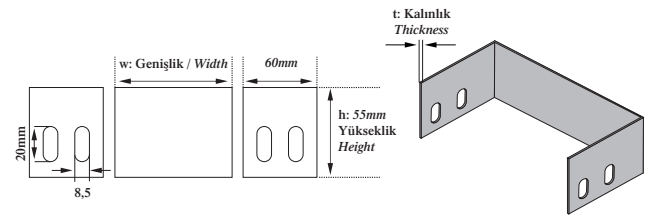
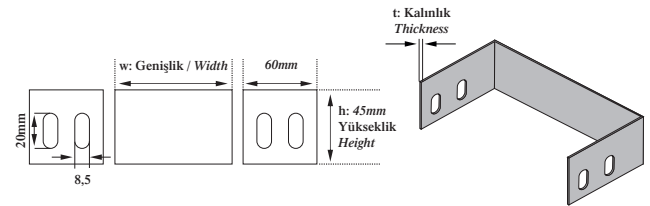
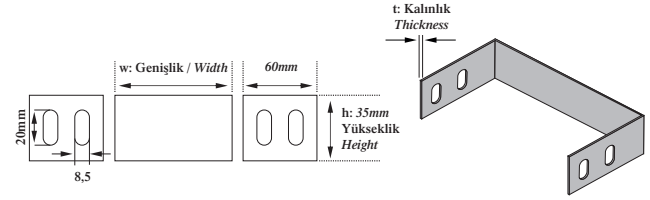
Sipariş Kodu (Order Code)	w (mm)	t (mm)	Kg/Ad. Kg/Pcs
CAN.60KS.70	74	1,50	0,138
CAN.60KS.100	104	1,50	0,159
CAN.60KS.120	124	1,50	0,173
CAN.60KS.160	164	1,50	0,194
CAN.60KS.200	204	1,50	0,230
CAN.60KS.260	264	1,50	0,265
CAN.60KS.300	304	1,50	0,300
CAN.60KS.400	404	1,50	0,371
CAN.60KS.500	504	1,50	0,442
CAN.60KS.600	604	1,50	0,512

Yükseklik
Height100mm Yükseklik
Height

Sipariş Kodu (Order Code)	w (mm)	t (mm)	Kg/Ad. Kg/Pcs
CAN.100KS.100	104	1,50	0,265
CAN.100KS.120	124	1,50	0,288
CAN.100KS.160	164	1,50	0,324
CAN.100KS.200	204	1,50	0,383
CAN.100KS.260	264	1,50	0,442
CAN.100KS.300	304	1,50	0,500
CAN.100KS.400	404	1,50	0,618
CAN.100KS.500	504	1,50	0,736
CAN.100KS.600	604	1,50	0,854

Yükseklik
Height150mm Yükseklik
Height

Sipariş Kodu (Order Code)	w (mm)	t (mm)	Kg/Ad. Kg/Pcs
CAN.150DDT.160	164	1,50	0,483
CAN.150DDT.200	204	1,50	0,574
CAN.150DDT.260	264	1,50	0,662
CAN.150DDT.300	304	1,50	0,751
CAN.150DDT.400	404	1,50	0,927
CAN.150DDT.500	504	1,50	1,104
CAN.150DDT.600	604	1,50	1,281

SONLANDIRMA ELEMANLARI
END CAP

AÇIKLAMALAR / INSTRUCTIONS :

NOT: Ölçü toleransı ± 3 mm.'dir.

Belirtilen ağırlıklar kesim ağırlıklarıdır.

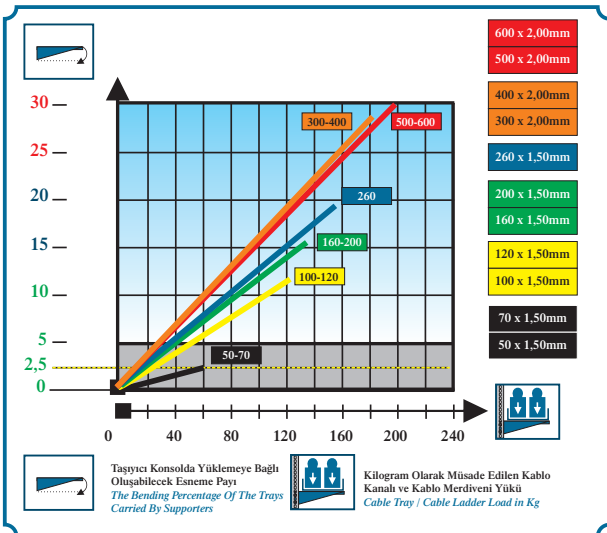
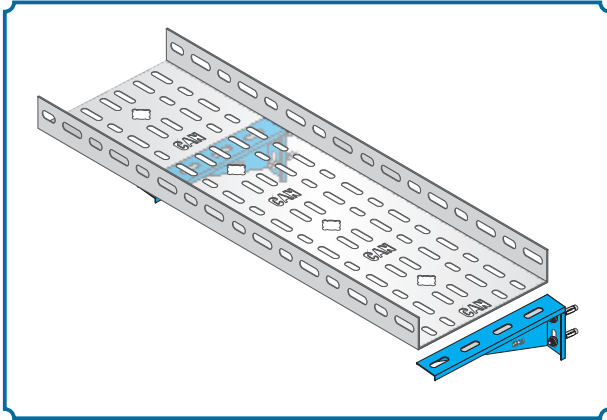
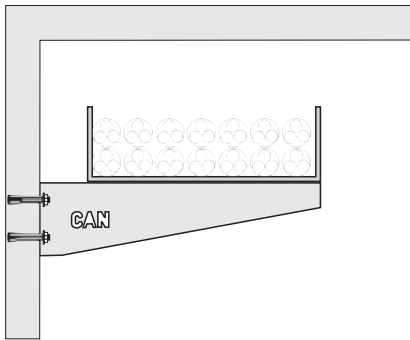
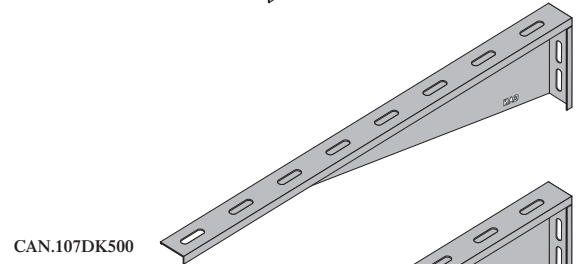
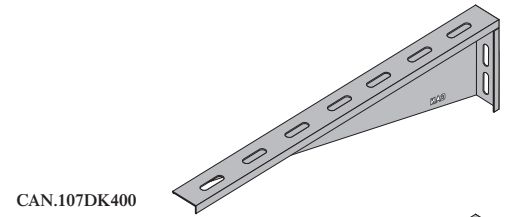
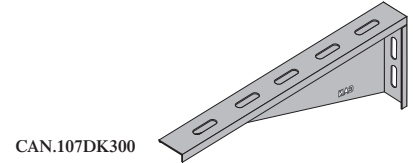
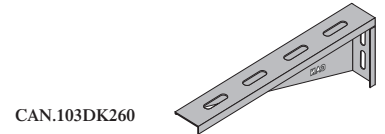
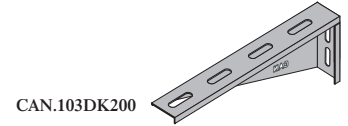
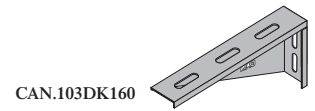
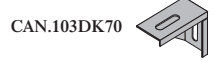
NOTE: The dimension tolerance in ± 3 mm

The indicated weights are the weights before fabrication.



Sipariş Kodu (Order Code)	Taban Ölçüleri Base Dimensions(mm)	L (mm)	h (mm)	t (mm)	Kg/Ad Kg/Pcs
CAN.103DK70	45x110	70	70	1,20	0,144
CAN.103DK100	45x110	100	105	1,20	0,168
CAN.103DK120	45x110	120	105	1,20	0,191
CAN.103DK160	45x110	160	105	1,20	0,206
CAN.103DK200	45x110	200	105	1,20	0,245
CAN.103DK260	45x110	260	105	1,20	0,284
CAN.107DK300	80x155	300	135	2,00	0,631
CAN.107DK400	80x155	400	135	2,00	0,783
CAN.107DK500	80x155	500	135	2,00	0,935
CAN.107DK600	80x155	600	135	2,00	1,087

KAYNAKSIZ DUVAR KONSOLU
UNWELDED WALL BRACKET



AÇIKLAMALAR / INSTRUCTIONS :

NOT: Ölçü toleransı ± 3 mm.'dir.

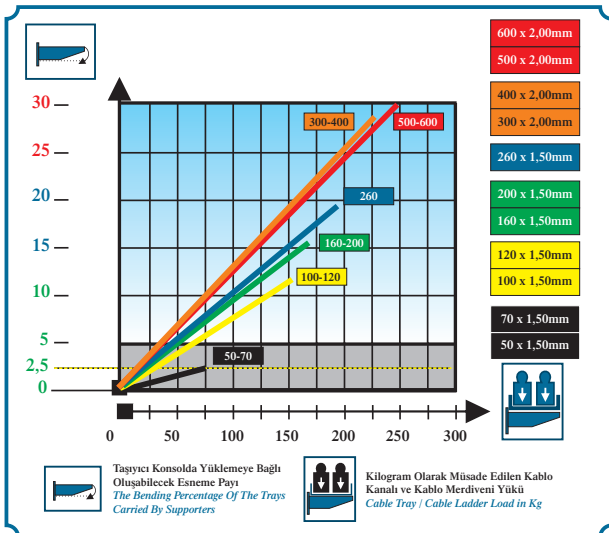
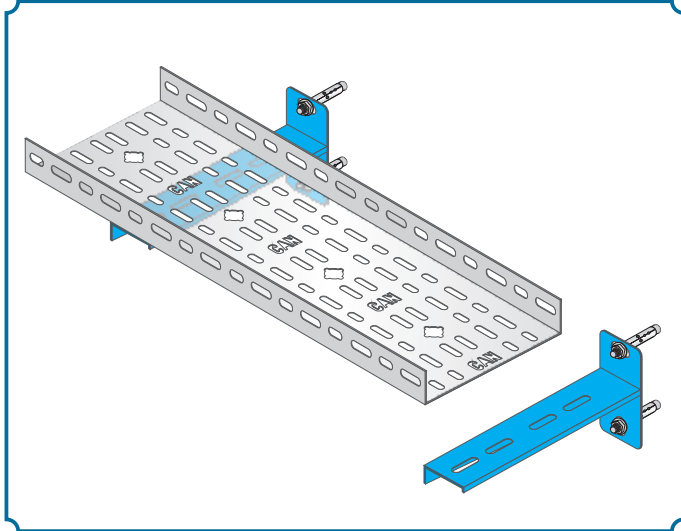
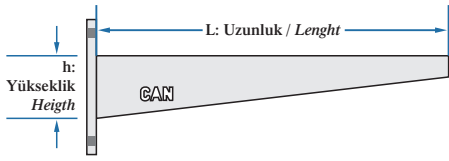
Belirtilen ağırlıklar kesim ağırlıklarıdır.

NOTE: The dimension tolerance in ± 3 mm

The indicated weights are the weights before fabrication.



Sipariş Kodu (Order Code)	Taban Ölçüleri Base Dimensions(mm)	L (mm)	h (mm)	t (mm)	Kg/Ad Kg/Pcs
CAN.120DK50	45x110	50	40	1,50	0,130
CAN.120DK70	45x110	70	40	1,50	0,165
CAN.120DK100	45x110	100	40	1,50	0,196
CAN.120DK120	45x110	120	40	1,50	0,301
CAN.120DK160	45x110	160	40	1,50	0,245
CAN.120DK200	45x110	200	40	1,50	0,296
CAN.120DK260	45x110	260	40	1,50	0,342
CAN.160DK300	80x155	300	60	2,00	0,715
CAN.160DK400	80x155	400	60	2,00	0,834
CAN.160DK500	80x155	500	60	2,00	1,065
CAN.160DK600	80x155	600	60	2,00	1,204



AÇIKLAMALAR / INSTRUCTIONS :

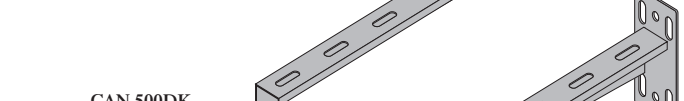
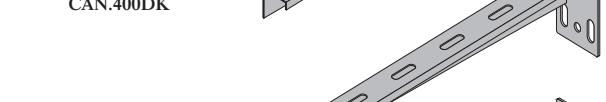
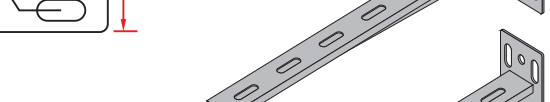
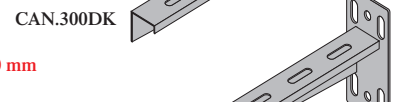
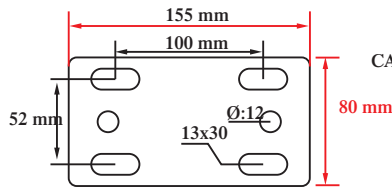
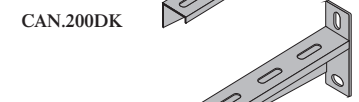
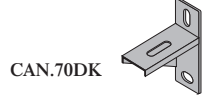
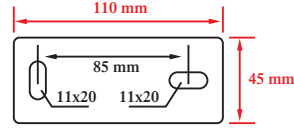
NOT: Ölçü toleransı ± 3 mm.'dir.

Belirtilen ağırlıklar kesim ağırlıklarıdır.

NOTE: The dimension tolerance in ± 3 mm

The indicated weights are the weights before fabrication.

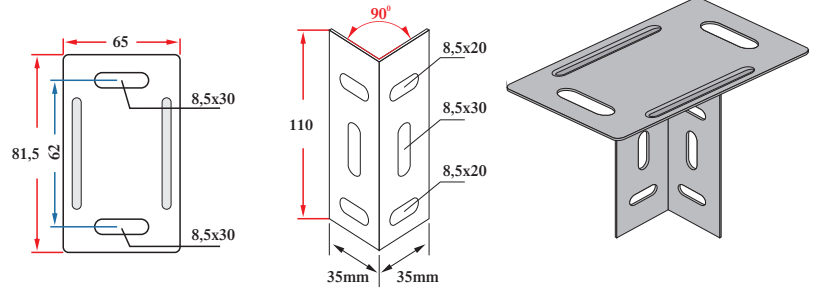
**DUVAR KONSOLU
WALL BRACKET**





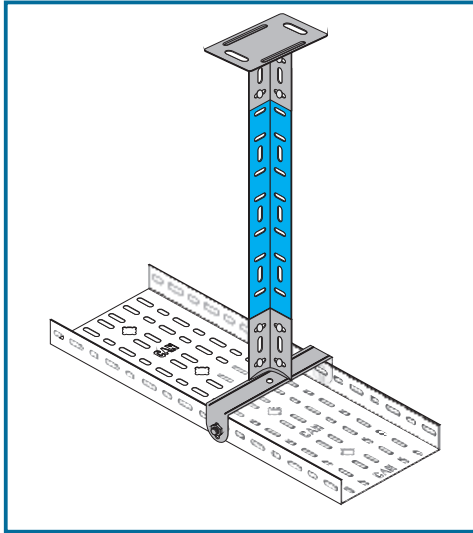
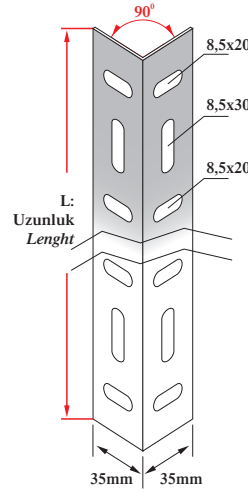
Sipariş Kodu (Order Code)	w (mm)	L (mm)	t (mm)	Kg/Ad Kg/Pcs
CAN.40LTT.120	40X40	120	1,50	0,195
CAN.40LTT.300	40X40	300	1,50	0,352
CAN.40LTT.400	40X40	400	1,50	0,439
CAN.40LTT.500	40X40	500	1,50	0,526
CAN.40LTT.600	40X40	600	1,50	0,613
CAN.40LTT.700	40X40	700	1,50	0,700
CAN.40LTT.800	40X40	800	1,50	0,788
CAN.40LTT.900	40X40	900	1,50	0,875
CAN.40LTT.1000	40X40	1000	1,50	0,962

KAYNAKLI "L" PROFİL TAVAN BAŞLIĞI
WELDED HEAD PLATE FOR "L" PROFILES



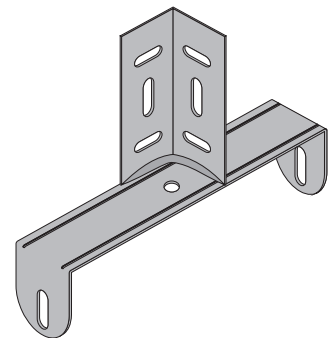
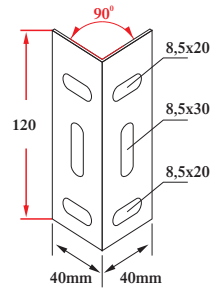
Sipariş Kodu (Order Code)	w (mm)	L (mm)	t (mm)	Kg/Ad Kg/Pcs
CAN.40LP1000.15	40X40	1000	1,50	0,942
CAN.40LP1500.15	40X40	1500	1,50	1,413
CAN.40LP2000.15	40X40	2000	1,50	1,884
CAN.40LP2500.15	40X40	2500	1,50	2,355
CAN.40LP1000.20	40X40	1000	2,00	1,130
CAN.40LP1500.20	40X40	1500	2,00	1,696
CAN.40LP2000.20	40X40	2000	2,00	2,261
CAN.40LP2500.20	40X40	2500	2,00	2,826

"L" PROFİL
"L" PROFILES



Sipariş Kodu (Order Code)	w (mm)	h (mm)	t (mm)	Kg/Ad Kg/Pcs
CAN.120LKT.50	54	120	1,20	0,178
CAN.120LKT.70	74	120	1,20	0,184
CAN.120LKT.100	104	120	1,20	0,200
CAN.120LKT.120	124	120	1,20	0,210
CAN.120LKT.160	164	120	1,20	0,241
CAN.120LKT.200	204	120	1,20	0,265

KANAL KAVRAMA
"L" PROFILE BRACKET



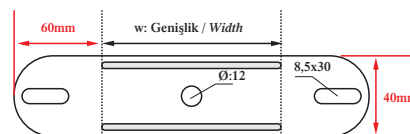
AÇIKLAMALAR / INSTRUCTIONS :

NOT: Ölçü toleransı ± 3 mm.'dir.

Belirtilen ağırlıklar kesim ağırlıklarıdır.

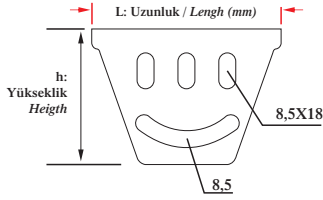
NOTE: The dimension tolerance in ± 3 mm

The indicated weights are the weights before fabrication.

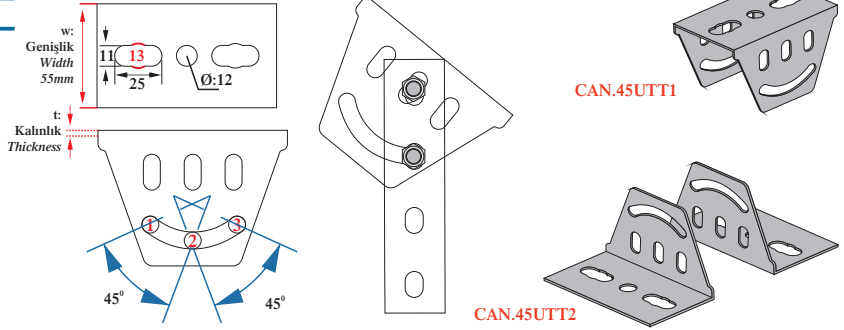




Sipariş Kodu (Order Code)	L (mm)	h (mm)	t (mm)	Kg/Ad Kg/Pcs
CAN.45UTT1	95	65	1,50	0,287
CAN.45UTT2	95	65	1,50	0,355

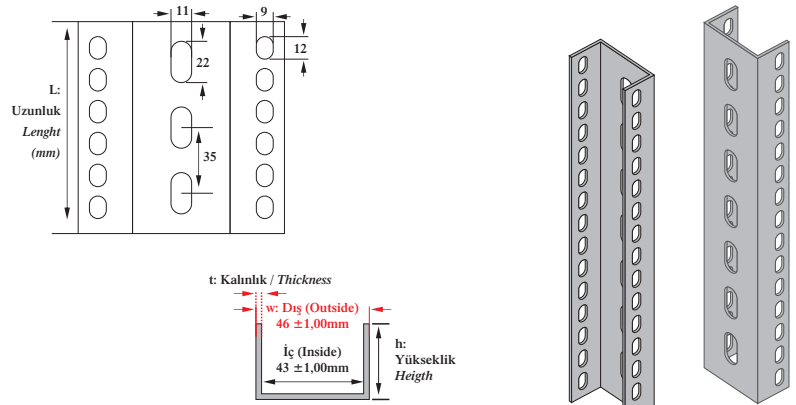


KAYNAKSIZ U PROFİL TAVAN VE YER BAŞLIĞI
UNWELDED HEAD PLATE CEILING AND FLOOR FOR U PROFILES

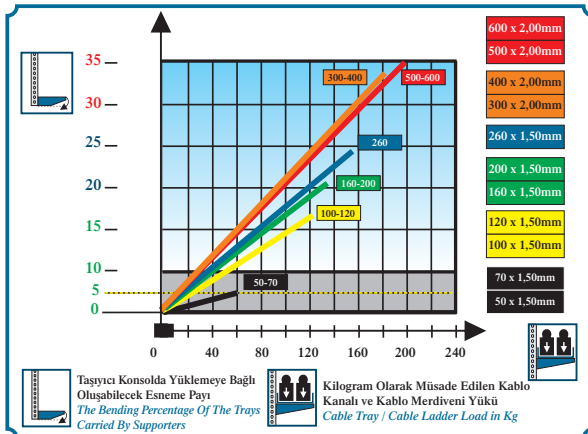
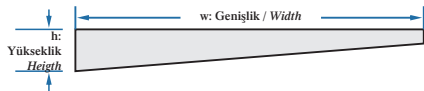


Sipariş Kodu (Order Code)	L (mm)	h (mm)	t (mm)	Kg/Mt
CAN.45UP.1000.15	1000	28	1,50	1,180
CAN.45UP.1500.15	1500	28	1,50	1,180
CAN.45UP.2000.15	2000	28	1,50	1,180
CAN.45UP.2500.15	2500	28	1,50	1,180
CAN.45UP.1000.20	1000	28	2,00	1,415
CAN.45UP.1500.20	1500	28	2,00	1,415
CAN.45UP.2000.20	2000	28	2,00	1,415
CAN.45UP.2500.20	2500	28	2,00	1,415

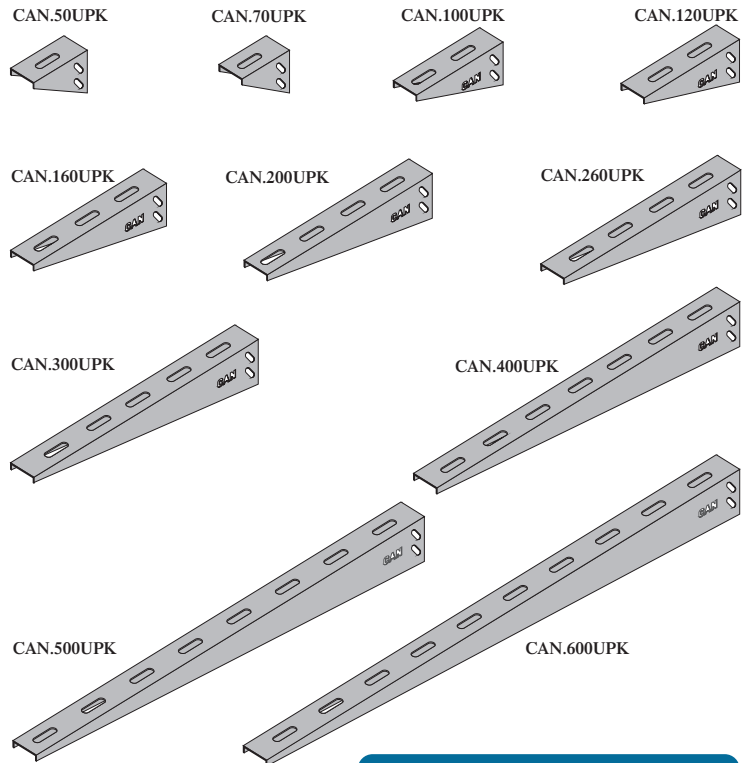
U PROFİL
U PROFILE



Sipariş Kodu (Order Code)	L (mm)	h (mm)	t (mm)	Kg/Ad Kg/Pcs
CAN.70SK70	80	65	1,50	0,165
CAN.70SK70	100	65	1,50	0,214
CAN.70SK100	130	65	1,50	0,245
CAN.70SK120	150	65	1,50	0,296
CAN.70SK160	190	65	1,50	0,370
CAN.70SK200	230	65	1,50	0,565
CAN.70SK260	290	65	1,50	0,644
CAN.70SK300	330	65	2,00	0,835
CAN.70SK400	430	65	2,00	1,020
CAN.70SK500	530	65	2,00	1,217
CAN.70SK600	630	65	2,00	1,217



SIVAMA KONSOLU
U PROFILE BRACKET



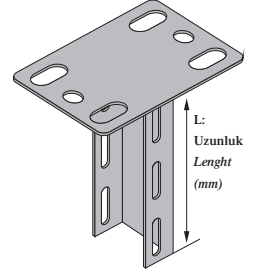
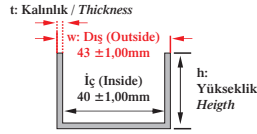
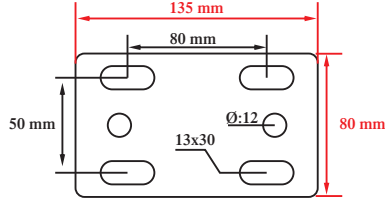
AÇIKLAMALAR / INSTRUCTIONS :

- NOT: Ölçü toleransı ± 3 mm.'dir.
- Belirtilen ağırlıklar kesim ağırlıklarıdır.
- NOTE: The dimension tolerance in ± 3 mm
- The indicated weights are the weights before fabrication.



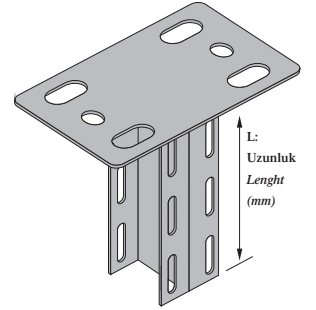
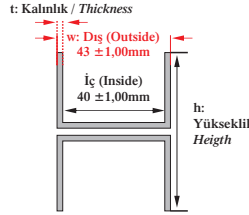
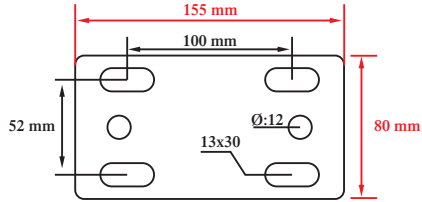
Sipariş Kodu (Order Code)	h-w (mm)	L (mm)	t (mm)	Kg/Ad Kg/Pcs
CAN.45UTT120	30X30	120	1,50	0,425

TEKLİ KAYNAKLI U PROFİL TAVAN BAŞLIĞI
SINGLE WELDED HEAD PLATE FOR U PROFILES



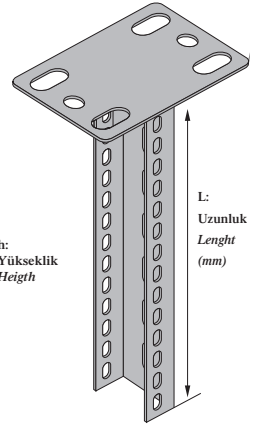
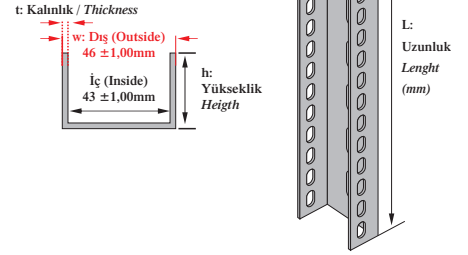
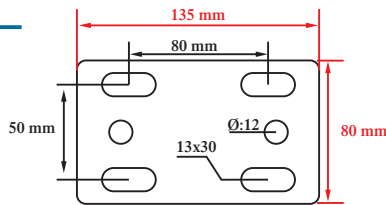
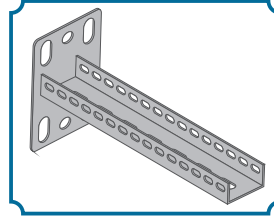
Sipariş Kodu (Order Code)	h-w (mm)	L (mm)	t (mm)	Kg/Ad Kg/Pcs
CAN.45UTC120	30X60	120	1,50	0,665

ÇİFTLİ KAYNAKLI U PROFİL TAVAN BAŞLIĞI
DOUBLE WELDED HEAD PLATE FOR U PROFILES



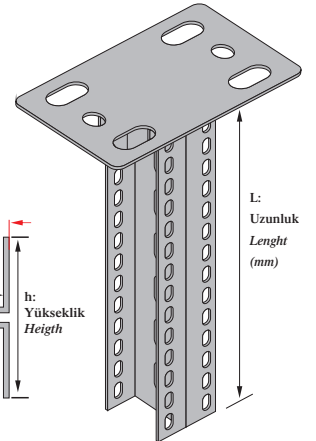
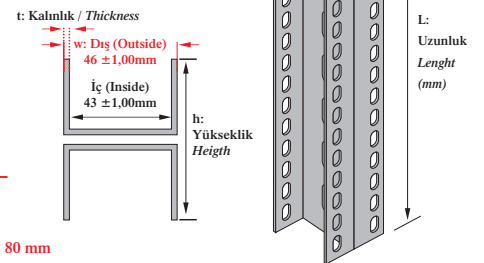
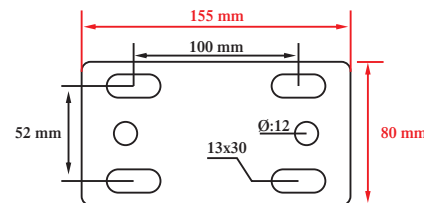
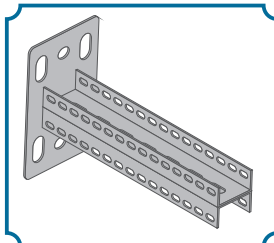
Sipariş Kodu (Order Code)	h-w (mm)	L (mm)	t (mm)	Kg/Ad Kg/Pcs
CAN.45UTT.200	30X30	200	1,50	0,551
CAN.45UTT.300	30X30	300	1,50	0,635
CAN.45UTT.400	30X30	400	1,50	0,830
CAN.45UTT.500	30X30	500	1,50	0,975
CAN.45UTT.600	30X30	600	1,50	1,110
CAN.45UTT.700	30X30	700	1,50	1,263
CAN.45UTT.800	30X30	800	1,50	1,396
CAN.45UTT.900	30X30	900	1,50	1,551
CAN.45UTT.1000	30X30	1000	1,50	1,690

TEKLİ KAYNAKLI U PROFİL TAVAN BAŞLIĞI
SINGLE WELDED HEAD PLATE FOR U PROFILES



Sipariş Kodu (Order Code)	h-w (mm)	L (mm)	t (mm)	Kg/Ad Kg/Pcs
CAN.45UTC.200	30X60	200	1,50	0,835
CAN.45UTC.300	30X60	300	1,50	1,116
CAN.45UTC.400	30X60	400	1,50	1,391
CAN.45UTC.500	30X60	500	1,50	1,675
CAN.45UTC.600	30X60	600	1,50	1,990
CAN.45UTC.700	30X60	700	1,50	2,245
CAN.45UTC.800	30X60	800	1,50	2,526
CAN.45UTC.900	30X60	900	1,50	2,814
CAN.45UTC.1000	30X60	1000	1,50	3,096

ÇİFTLİ KAYNAKLI U PROFİL TAVAN BAŞLIĞI
DOUBLE WELDED HEAD PLATE FOR U PROFILES



AÇIKLAMALAR / INSTRUCTIONS :

NOT: Ölçü toleransı ± 3 mm.'dir.

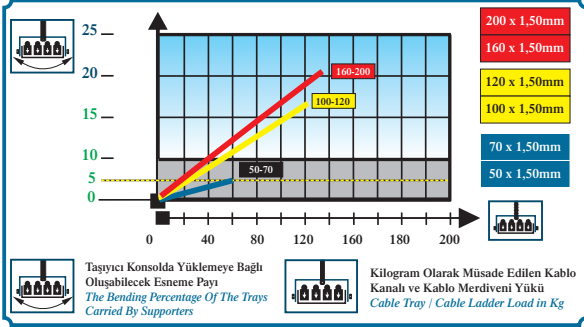
Belirtilen ağırlıklar kesim ağırlıklarıdır.

NOTE: The dimension tolerance in ± 3 mm

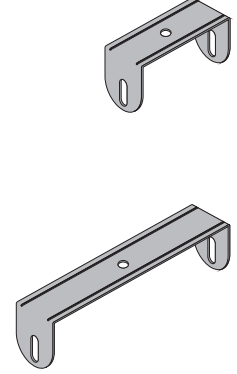
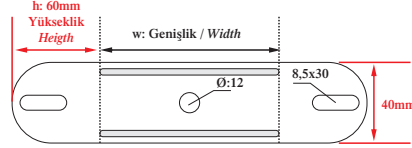
The indicated weights are the weights before fabrication.



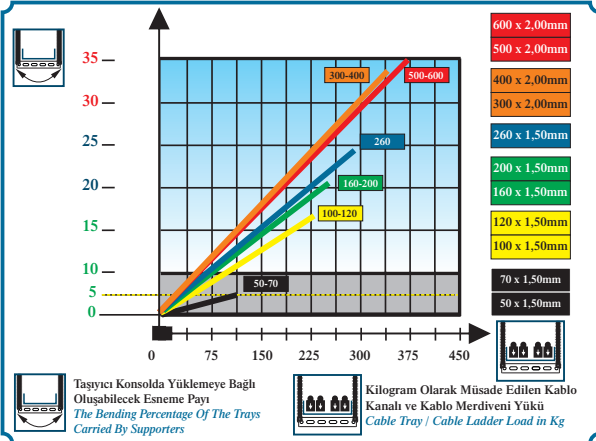
Sipariş Kodu (Order Code)	w (mm)	h (mm)	t (mm)	Kg/Ad Kg/Pcs
CAN.60TKK50	50	60	1,20	0,072
CAN.60TKK70	70	60	1,20	0,079
CAN.60TKK100	100	60	1,20	0,091
CAN.60TKK120	120	60	1,20	0,099
CAN.60TKK160	160	60	1,50	0,140
CAN.60TKK200	200	60	1,50	0,170




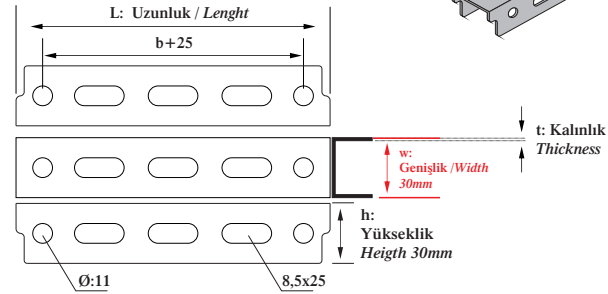
TEK TİJLİ KAVRAMA
CARRIER "WITH SINGLE THREADED RODS"



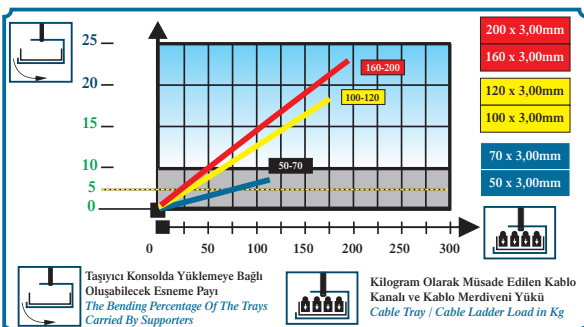
Sipariş Kodu (Order Code)	L (mm)	w-h (mm)	t (mm)	Kg/Ad Kg/Pcs
CAN.30TME100	155	30	1,50	0,165
CAN.30TME120	175	30	1,50	0,182
CAN.30TME160	215	30	1,50	0,215
CAN.30TME200	255	30	1,50	0,262
CAN.30TME260	315	30	1,50	0,314
CAN.30TME300	355	30	1,50	0,364
CAN.30TME400	455	30	1,50	0,465
CAN.30TME500	555	30	1,50	0,556
CAN.30TME600	655	30	1,50	0,661



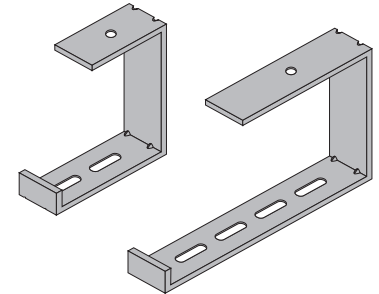
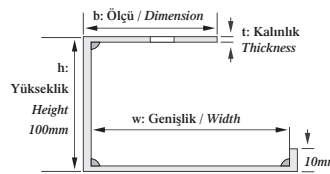
U TİPİ ÇİFT TİJLİ TAŞIYICILAR
CARRIER "WITH DOUBLE THREADED RODS"



Sipariş Kodu (Order Code)	w (mm)	h (mm)	t (mm)	Kg/Ad Kg/Pcs
CAN.110CT50	60	100	3,00	0,178
CAN.110CT70	80	100	3,00	0,206
CAN.110CT100	110	100	3,00	0,248
CAN.110CT120	130	100	3,00	0,276
CAN.110CT160	160	100	3,00	0,312
CAN.110CT200	210	100	3,00	0,396



TEK TİJLİ TAŞIYICI
CARRIER "WITH SINGLE THREADED RODS"



AÇIKLAMALAR / INSTRUCTIONS :

NOT: Ölçü toleransı ± 3 mm.'dir.

Belirtilen ağırlıklar kesim ağırlıklarıdır.

NOTE: The dimension tolerance in ± 3 mm

The indicated weights are the weights before fabrication.

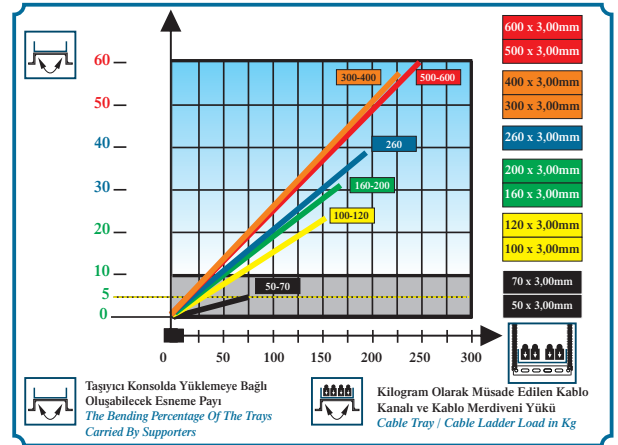
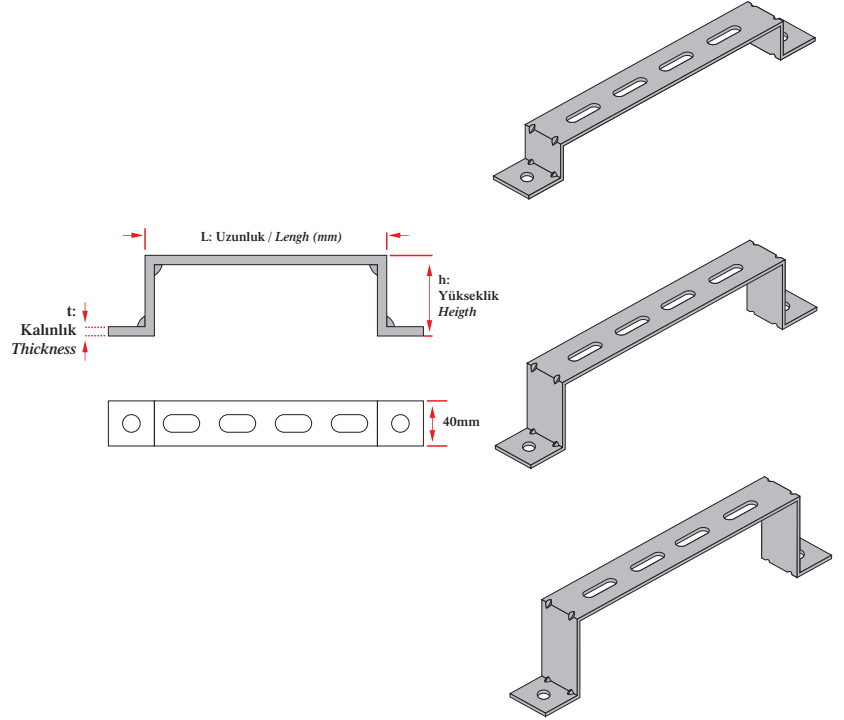


Sipariş Kodu (Order Code)	L (mm)	h (mm)	t (mm)	Kg/Ad Kg/Pcs
CAN.30YDT.100	100	30	3,00	0,203
CAN.30YDT.120	120	30	3,00	0,214
CAN.30YDT.160	160	30	3,00	0,244
CAN.30YDT.200	200	30	3,00	0,286
CAN.30YDT.260	260	30	3,00	0,330
CAN.30YDT.300	300	30	3,00	0,378
CAN.30YDT.400	400	30	3,00	0,465
CAN.30YDT.500	500	30	3,00	0,550
CAN.30YDT.600	600	30	3,00	0,638

Sipariş Kodu (Order Code)	L (mm)	h (mm)	t (mm)	Kg/Ad Kg/Pcs
CAN.40YDT.100	100	40	3,00	0,215
CAN.40YDT.120	120	40	3,00	0,235
CAN.40YDT.160	160	40	3,00	0,265
CAN.40YDT.200	200	40	3,00	0,310
CAN.40YDT.260	260	40	3,00	0,354
CAN.40YDT.300	300	40	3,00	0,394
CAN.40YDT.400	400	40	3,00	0,485
CAN.40YDT.500	500	40	3,00	0,566
CAN.40YDT.600	600	40	3,00	0,657

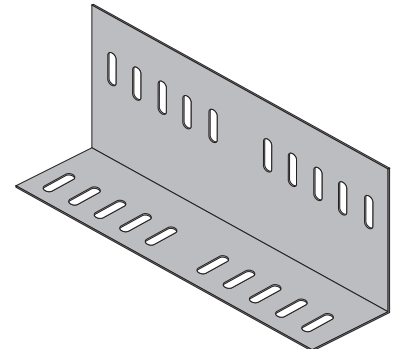
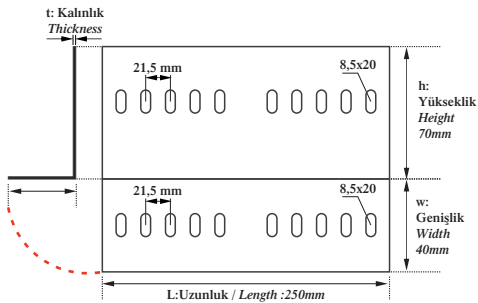
Sipariş Kodu (Order Code)	L (mm)	h (mm)	t (mm)	Kg/Ad Kg/Pcs
CAN.50YDT.100	100	50	3,00	0,235
CAN.50YDT.120	120	50	3,00	0,254
CAN.50YDT.160	160	50	3,00	0,278
CAN.50YDT.200	200	50	3,00	0,325
CAN.50YDT.260	260	50	3,00	0,365
CAN.50YDT.300	300	50	3,00	0,415
CAN.50YDT.400	400	50	3,00	0,499
CAN.50YDT.500	500	50	3,00	0,595
CAN.50YDT.600	600	50	3,00	0,680

OMEGA YER VE DUVAR TESPİT ELEMANI
WALL AND FLOOR FIXING BRACKET



Sipariş Kodu (Order Code)	w (mm)	h (mm)	t (mm)	Kg/Ad Kg/Pcs
CAN.40AEK70.20	40	70	2,00	0,389

ZEMİN YÜKSELTİCİ EK ELEMANI
LEVEL RISER FITTING



AÇIKLAMALAR / INSTRUCTIONS :

NOT: Ölçü toleransı ± 3 mm.'dir.

Belirtilen ağırlıklar kesim ağırlıklarıdır.

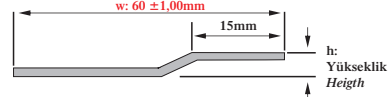
NOTE: The dimension tolerance in ± 3 mm

The indicated weights are the weights before fabrication.

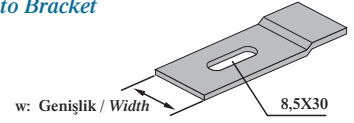


Sipariş Kodu (Order Code)	w (mm)	h (mm)	t (mm)	Kg/Ad Kg/Pcs
CAN.MKT	40	2,00	2,00	0,026
CAN.MDT	40	18,00	3,00	0,062

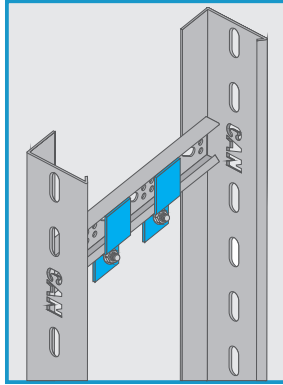
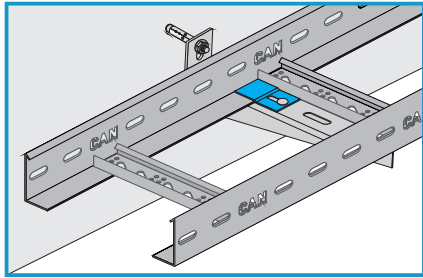
MERDİVENİ KONSOLA VE DUVARA TESPİT ELEMANI
FIXING UNIT FOR THE LADDER TO BRACKET AND WALL



Merdiveni Konsola Tespit Elemanı
Fixing Unit For The Ladder to Bracket

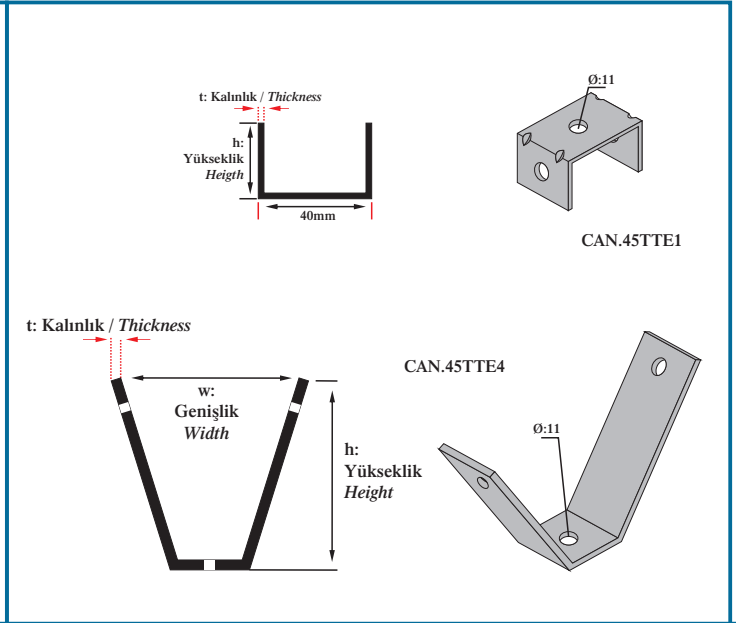
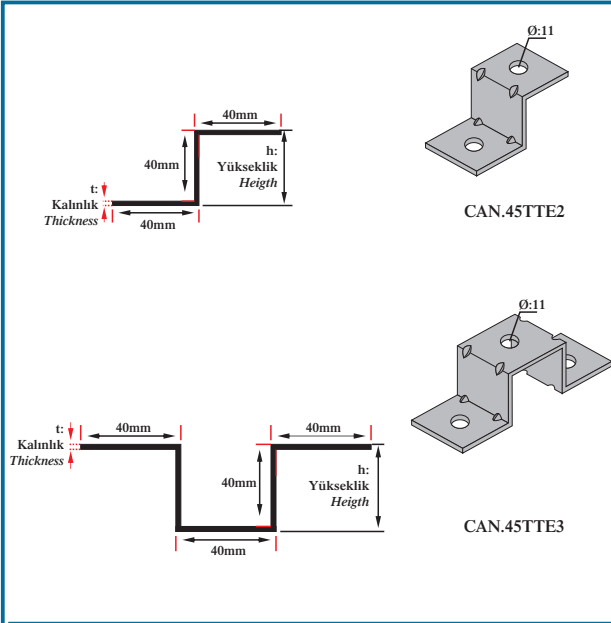


Merdiveni Duvaya Tespit Elemanı
Fixing Unit For The Ladder to Wall



Sipariş Kodu (Order Code)	w (mm)	h (mm)	t (mm)	Kg/Ad Kg/Pcs
CAN.ETA1	40	40	3,00	0,118
CAN.ETA2	40	40	3,00	0,196
CAN.ETA3	40	40	3,00	0,118
CAN.ETA4	90	100	2,00	0,110

TEK TİRLİ TAŞIYICI
CARRIER "WITH SINGLE THREADED RODS"



AÇIKLAMALAR / INSTRUCTIONS :

NOT: Ölçü toleransı ± 3 mm.'dir.

Belirtilen ağırlıklar kesim ağırlıklarıdır.

NOTE: The dimension tolerance in ± 3 mm

The indicated weights are the weights before fabrication.



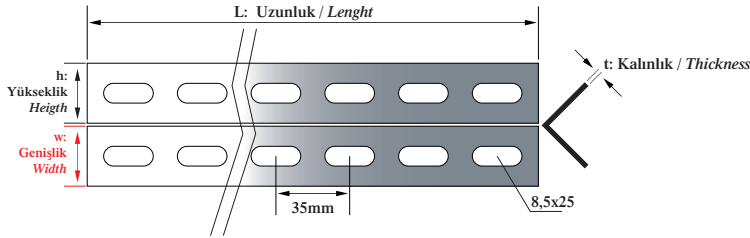
U - L - Z PROFİLLER | U - L - Z PROFILES

KALINLIK Thickness

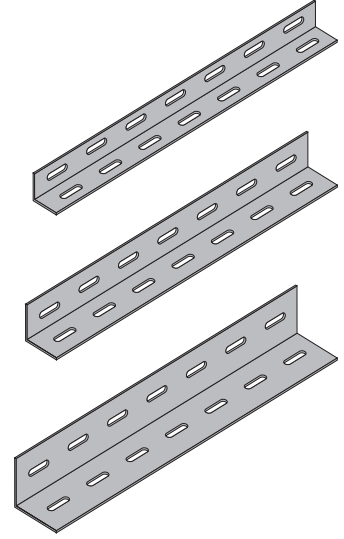
3,00mm | Kalınlık
Thickness

Sipariş Kodu (Order Code)	L (mm)	w-h (mm)	Kg/Ad Kg/Pcs
CAN.LK3030.30	2000	30-30	2,826
CAN.LK4040.30	2000	40-40	3,768
CAN.LK5050.30	2000	50-50	4,710
CAN.LK3030.40	2000	30-30	3,768
CAN.LK4040.40	2000	40-40	5,024
CAN.LK5050.40	2000	50-50	6,280

4,00mm | Kalınlık
Thickness



L PROFİL "ÇİFT TİJLİ TAŞIYICI" L PROFILE CARRIER "WITH DOUBLE THREADED RODS"

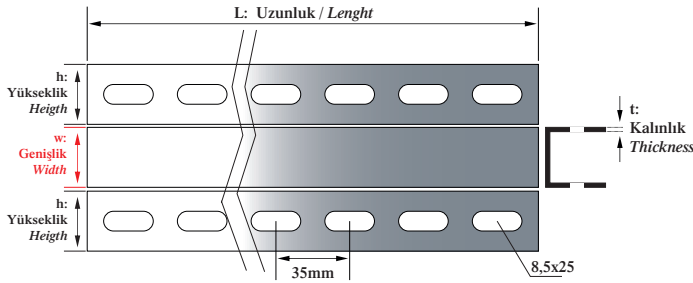


KALINLIK Thickness

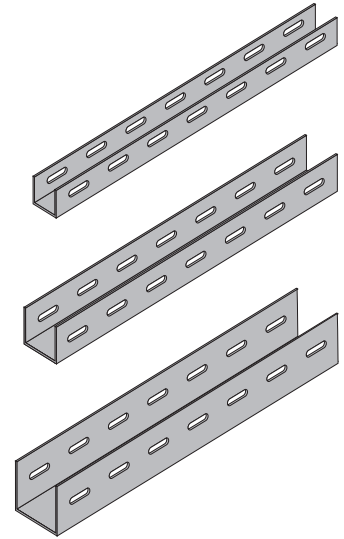
3,00mm | Kalınlık
Thickness

Sipariş Kodu (Order Code)	L (mm)	w-h (mm)	Kg/Ad Kg/Pcs
CAN.30UK303030.30	2000	30-30	4,239
CAN.40UK404040.30	2000	40-40	5,652
CAN.50UK505050.30	2000	50-50	7,065
CAN.30UK303030.40	2000	30-30	5,652
CAN.40UK404040.40	2000	40-40	7,536
CAN.50UK505050.40	2000	50-50	9,420

4,00mm | Kalınlık
Thickness

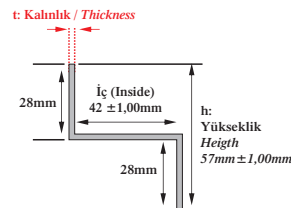
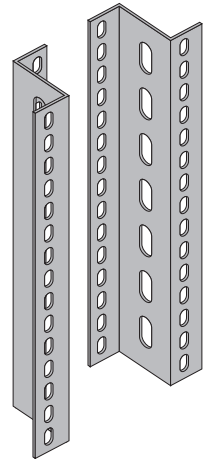
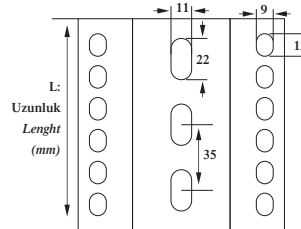


U PROFİL "ÇİFT TİJLİ TAŞIYICI" U PROFILE CARRIER "WITH DOUBLE THREADED RODS"



Sipariş Kodu (Order Code)	L (mm)	h (mm)	t (mm)	Kg/Ad Kg/Pcs
CAN.30ZP1000.15	1000	28	1,50	1,180
CAN.30ZP1500.15	1500	28	1,50	1,180
CAN.30ZP2000.15	2000	28	1,50	1,180
CAN.30ZP2500.15	2500	28	1,50	1,180
CAN.30ZP1000.20	1000	28	2,00	1,415
CAN.30ZP1500.20	1500	28	2,00	1,415
CAN.30ZP2000.20	2000	28	2,00	1,415
CAN.30ZP2500.20	2500	28	2,00	1,415

Z PROFİL Z PROFILE



AÇIKLAMALAR / INSTRUCTIONS :

NOT: Ölçü toleransı ± 3 mm.'dir.

Belirtilen ağırlıklar kesim ağırlıklarıdır.

NOTE: The dimension tolerance in ± 3 mm

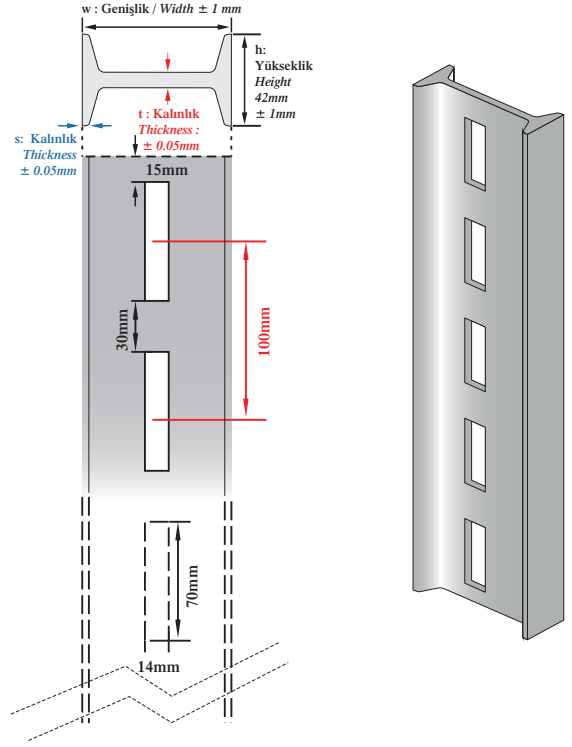
The indicated weights are the weights before fabrication.



I PROFİLLER | I PROFILES

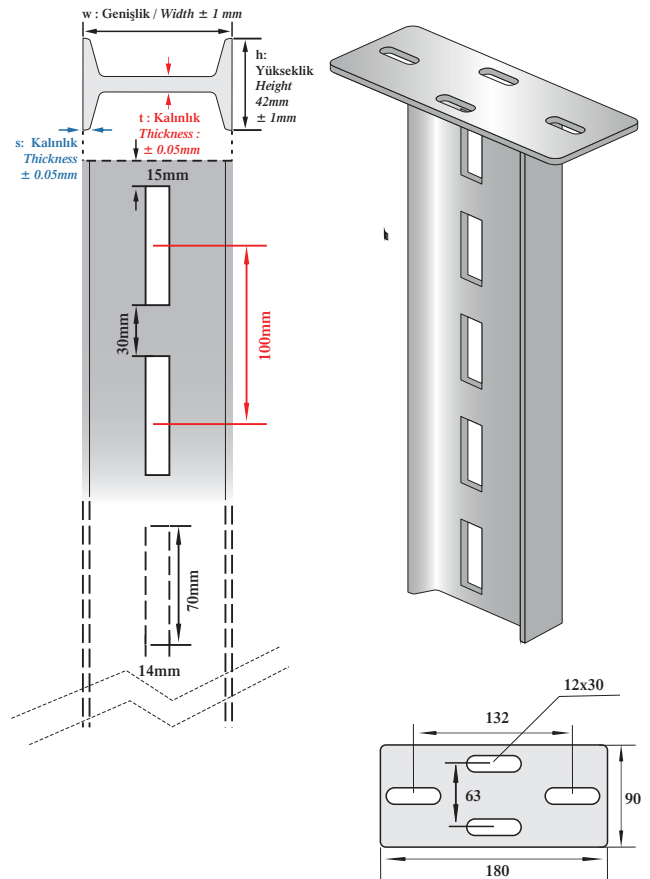
Sipariş Kodu (Order Code)	L (mm)	h (mm)	w (mm)	t (mm)	s (mm)	Kg/Ad Kg/Pcs
CAN.80IP200	200	42	80	5,00	3,90	1,180
CAN.80IP300	300	42	80	5,00	3,90	1,872
CAN.80IP400	400	42	80	5,00	3,90	2,375
CAN.80IP500	500	42	80	5,00	3,90	2,970
CAN.80IP600	600	42	80	5,00	3,90	3,564
CAN.80IP700	700	42	80	5,00	3,90	4,158
CAN.80IP800	800	42	80	5,00	3,90	4,751
CAN.80IP900	900	42	80	5,00	3,90	5,345
CAN.80IP1000	1000	42	80	5,00	3,90	5,939
CAN.80IP1100	1100	42	80	5,00	3,90	6,533
CAN.80IP1200	1200	42	80	5,00	3,90	7,127
CAN.80IP1300	1300	42	80	5,00	3,90	7,721
CAN.80IP1400	1400	42	80	5,00	3,90	8,315
CAN.80IP1500	1500	42	80	5,00	3,90	8,909
CAN.80IP1600	1600	42	80	5,00	3,90	9,503
CAN.80IP1700	1700	42	80	5,00	3,90	10,097
CAN.80IP1800	1800	42	80	5,00	3,90	10,691
CAN.80IP1900	1900	42	80	5,00	3,90	11,285
CAN.80IP2000	2000	42	80	5,00	3,90	11,879
CAN.80IP3000	3000	42	80	5,00	3,90	17,819
CAN.80IP4000	4000	42	80	5,00	3,90	23,756
CAN.80IP5000	5000	42	80	5,00	3,90	29,695
CAN.80IP6000	6000	42	80	5,00	3,90	35,634

"I" PROFİL "I" PROFILES



Sipariş Kodu (Order Code)	L (mm)	h (mm)	w (mm)	t (mm)	s (mm)	Kg/Ad Kg/Pcs
CAN.80ITD.200	200	42	80	5,00	3,90	1,824
CAN.80ITD.300	300	42	80	5,00	3,90	2,418
CAN.80ITD.400	400	42	80	5,00	3,90	3,012
CAN.80ITD.500	500	42	80	5,00	3,90	3,606
CAN.80ITD.600	600	42	80	5,00	3,90	4,199
CAN.80ITD.700	700	42	80	5,00	3,90	4,793
CAN.80ITD.800	800	42	80	5,00	3,90	5,387
CAN.80ITD.900	900	42	80	5,00	3,90	5,981
CAN.80ITD.1000	1000	42	80	5,00	3,90	6,575
CAN.80ITD.1100	1100	42	80	5,00	3,90	7,169
CAN.80ITD.1200	1200	42	80	5,00	3,90	7,769
CAN.80ITD.1300	1300	42	80	5,00	3,90	8,357
CAN.80ITD.1400	1400	42	80	5,00	3,90	8,951
CAN.80ITD.1500	1500	42	80	5,00	3,90	9,545
CAN.80ITD.1600	1600	42	80	5,00	3,90	10,139
CAN.80ITD.1700	1700	42	80	5,00	3,90	10,733
CAN.80ITD.1800	1800	42	80	5,00	3,90	11,327
CAN.80ITD.1900	1900	42	80	5,00	3,90	11,921
CAN.80ITD.2000	2000	42	80	5,00	3,90	12,514
CAN.80ITD.3000	3000	42	80	5,00	3,90	18,454
CAN.80ITD.4000	4000	42	80	5,00	3,90	24,393
CAN.80ITD.5000	5000	42	80	5,00	3,90	30,332
CAN.80ITD.6000	6000	42	80	5,00	3,90	36,272

I PROFİL (TAVAN BAŞLIKLİ) "I" PROFILE CEILING HEAD PLATE



AÇIKLAMALAR / INSTRUCTIONS :

NOT: Ölçü toleransı ± 3 mm.'dir.

Belirtilen ağırlıklar kesim ağırlıklarıdır.

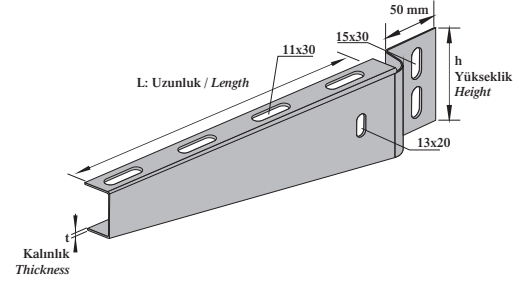
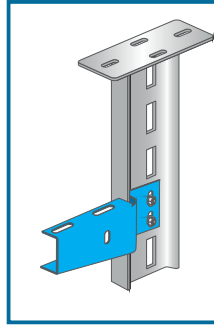
NOTE: The dimension tolerance in ± 3 mm

The indicated weights are the weights before fabrication.



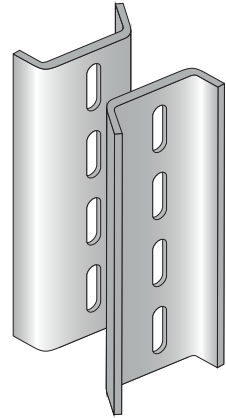
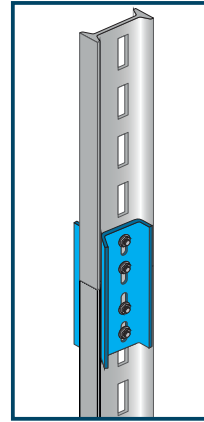
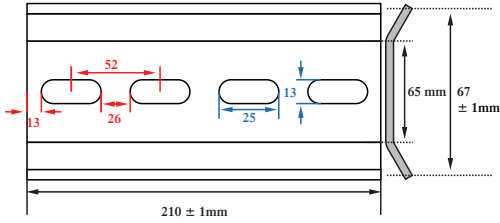
Sipariş Kodu (Order Code)	L (mm)	h (mm)	t (mm)	Kg/Ad Kg/Pcs
CAN.70IK100	110	95	3,00	0,523
CAN.70IK120	130	95	3,00	0,530
CAN.70IK160	170	95	3,00	0,606
CAN.70IK200	210	95	3,00	0,733
CAN.70IK260	270	95	3,00	0,859
CAN.70IK300	310	95	3,00	0,985
CAN.70IK400	410	95	3,00	1,238
CAN.70IK500	510	95	3,00	1,491
CAN.70IK600	610	95	3,00	1,744

DUVAR KONSOLU
WALL BRACKET



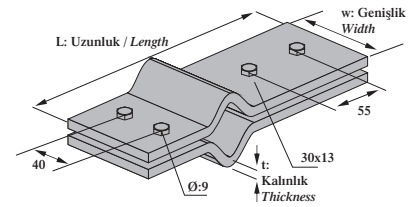
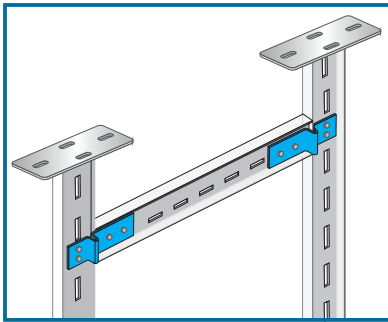
Sipariş Kodu (Order Code)	w (mm)	h (mm)	t (mm)	L (mm)	Kg/Ad Kg/Pcs
CAN.80IEK.210	65	65	3,00	210	0,692

I PROFİL EK ELEMANI
"I" PROFILE CONNECTION UNITE



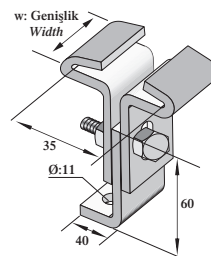
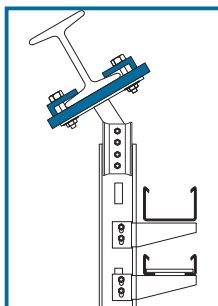
Sipariş Kodu (Order Code)	w (mm)	t (mm)	L (mm)	Kg/Ad Kg/Pcs
CAN.80IDP3	60	4,00	160	0,608

I PROFİL BİRLEŞTİRME ELEMANI
"I" PROFILE CONNECTION UNITE

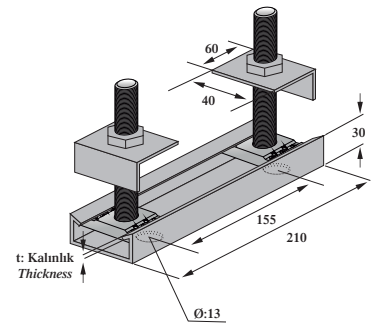


Sipariş Kodu (Order Code)	L (mm)	w (mm)	t (mm)	Kg/Ad Kg/Pcs
CAN.IDP4	210	40	3,00	0,440
CAN.ITK20	160	40	3,00	0,521

I PROFİL BİRLEŞTİRME ELEMANI
"I" PROFILE CONNECTION UNITE



CAN.IDP4



CAN.ITK20

AÇIKLAMALAR / INSTRUCTIONS :

NOT: Ölçü toleransı ± 3 mm.'dir.

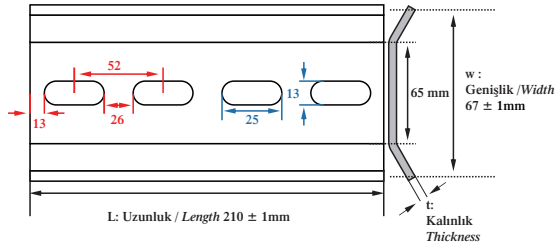
Belirtilen ağırlıklar kesim ağırlıklarıdır.

NOTE: The dimension tolerance in ± 3 mm

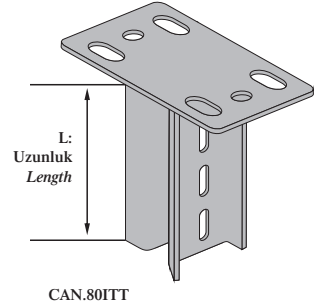
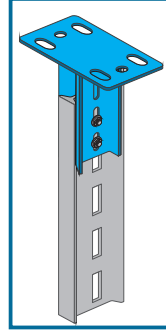
The indicated weights are the weights before fabrication.



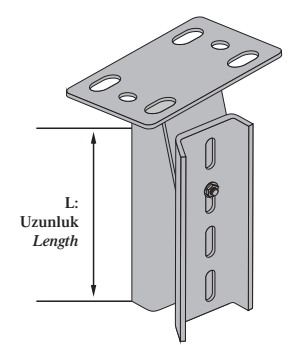
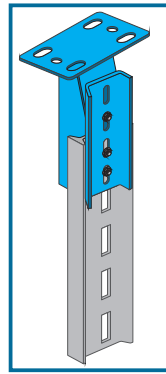
Sipariş Kodu (Order Code)	w (mm)	t (mm)	L (mm)	Kg/Ad Kg/Pcs
CAN.80ITT	68	3,00	210	1,310
CAN.80IATT	68	3,00	210	1,845



I DEMİR TAVAN BAĞLANTI ELEMANLARI
"I" IRON CEILING HEAD PLATE



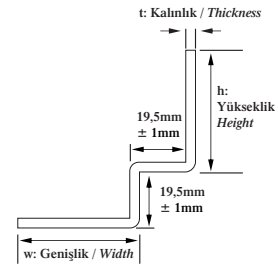
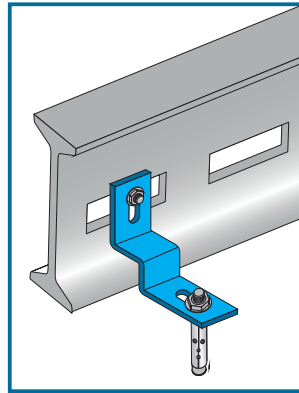
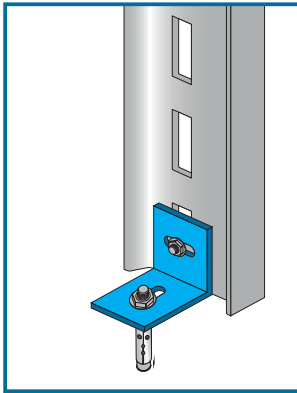
CAN.80ITT



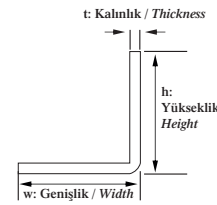
CAN.80IATT

Sipariş Kodu (Order Code)	w (mm)	t (mm)	h (mm)	Kg/Ad Kg/Pcs
CAN.80IDP1	63	4,00	63	0,188
CAN.80IDP2	60	4,00	60	0,237

I DEMİR TAVAN VE ZEMİN BAĞLANTI ELEMANLARI
"I" IRON FLOOR and CEILING FIXING PLATE



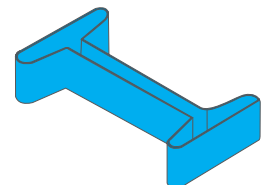
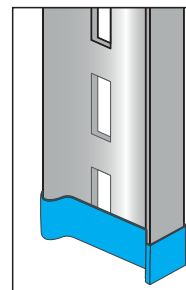
CAN.80IDP2



CAN.80IDP2

Sipariş Kodu (Order Code)	L (mm)	h (mm)	Kg/Ad Kg/Pcs
CAN.I80S	83	45	0,015

I DEMİR KORUMA PLASTİĞİ
PLASTIC FOR NPI PROTECTION



AÇIKLAMALAR / INSTRUCTIONS :

NOT: Ölçü toleransı ± 3 mm.'dir.

Belirtilen ağırlıklar kesim ağırlıklarıdır.

NOTE: The dimension tolerance in ± 3 mm

The indicated weights are the weights before fabrication.



C PROFİLLER | C PROFILES

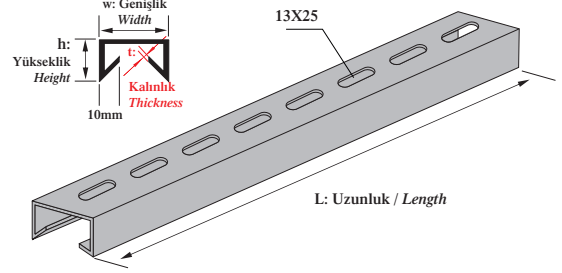
KALINLIK Thickness

Sipariş Kodu (Order Code)	L (mm)	w (mm)	h (mm)	Kg/Mt
CAN.21CP2000.15	2000	41	21	1,178
CAN.21CP2500.15	2500	41	21	1,178
CAN.21CP3000.15	3000	41	21	1,178
CAN.21CP2000.20	2000	41	21	1,413
CAN.21CP2500.20	2500	41	21	1,413
CAN.21CP3000.20	3000	41	21	1,413
CAN.21CP2000.30	2000	41	21	2,356
CAN.21CP2500.30	2500	41	21	2,356
CAN.21CP3000.30	3000	41	21	2,356

13X25 Delik Ölçülü Profiller M12 Cıvata, Somun ve Çelik Dübel Kullanımına Uygundur.
C Profiles with 13x25mm hole dimension, is suitable for the usage of M12 Bolt, Nut and Anchor Bolt.

21X41

C PROFİL (DELİKLİ) C PROFILE (CHANNEL)



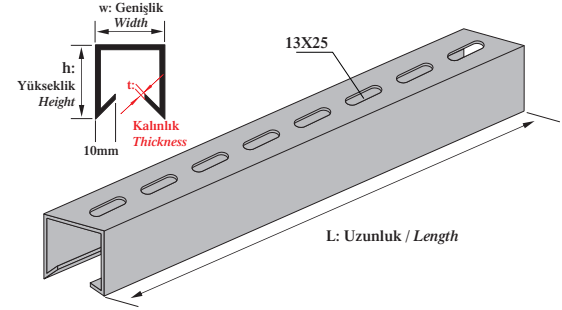
KALINLIK Thickness

Sipariş Kodu (Order Code)	L (mm)	w (mm)	h (mm)	Kg/Mt
CAN.41CP2000.15	2000	41	41	1,649
CAN.41CP2500.15	2500	41	41	1,649
CAN.41CP3000.15	3000	41	41	1,649
CAN.41CP2000.20	2000	41	41	1,978
CAN.41CP2500.20	2500	41	41	1,978
CAN.41CP3000.20	3000	41	41	1,978
CAN.41CP2000.30	2000	41	41	3,297
CAN.41CP2500.30	2500	41	41	3,297
CAN.41CP3000.30	3000	41	41	3,297

13X25 Delik Ölçülü Profiller M12 Cıvata, Somun ve Çelik Dübel Kullanımına Uygundur.
C Profiles with 13x25mm hole dimension, is suitable for the usage of M12 Bolt, Nut and Anchor Bolt.

41X41

C PROFİL (DELİKLİ) C PROFILE (CHANNEL)



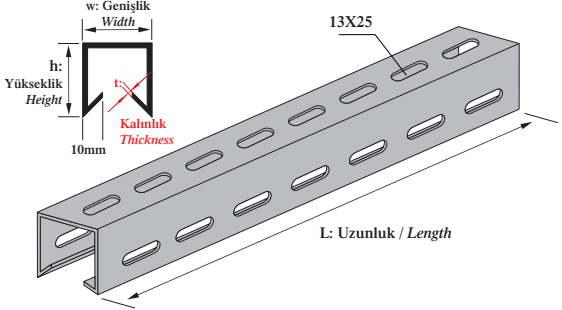
KALINLIK Thickness

Sipariş Kodu (Order Code)	L (mm)	w (mm)	h (mm)	Kg/Mt
CAN.41CPD.2000.15	2000	41	41	1,649
CAN.41CPD.2500.15	2500	41	41	1,649
CAN.41CPD.3000.15	3000	41	41	1,649
CAN.41CPD.2000.20	2000	41	41	1,978
CAN.41CPD.2500.20	2500	41	41	1,978
CAN.41CPD.3000.20	3000	41	41	1,978
CAN.41CPD.2000.30	2000	41	41	3,297
CAN.41CPD.2500.30	2500	41	41	3,297
CAN.41CPD.3000.30	3000	41	41	3,297

13X25 Delik Ölçülü Profiller M12 Cıvata, Somun ve Çelik Dübel Kullanımına Uygundur.
C Profiles with 13x25mm hole dimension, is suitable for the usage of M12 Bolt, Nut and Anchor Bolt.

41X41

C PROFİL (DELİKLİ) C PROFILE THREE SIDES SLOTTED (CHANNEL)



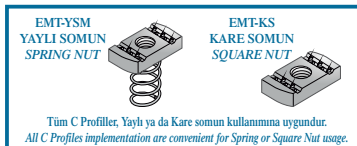
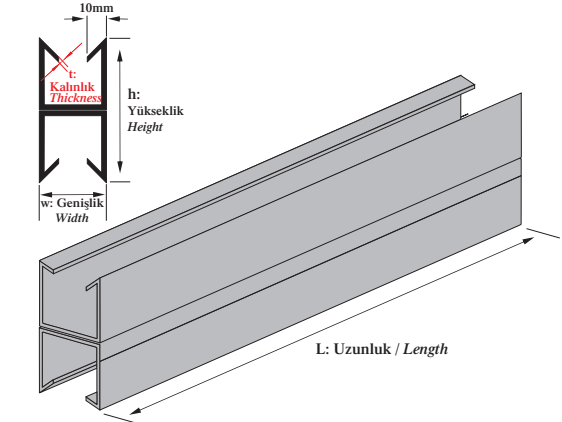
KALINLIK Thickness

Sipariş Kodu (Order Code)	L (mm)	w (mm)	h (mm)	Kg/Mt
CAN.82CP.2000.15	2000	41	82	3,298
CAN.82CP.2500.15	2500	41	82	3,298
CAN.82CP.3000.15	3000	41	82	3,298
CAN.82CP.2000.20	2000	41	82	3,956
CAN.82CP.2500.20	2500	41	82	3,956
CAN.82CP.3000.20	3000	41	82	3,956
CAN.82CP.2000.30	2000	41	82	6,594
CAN.82CP.2500.30	2500	41	82	6,594
CAN.82CP.3000.30	3000	41	82	6,594

13X25 Delik Ölçülü Profiller M12 Cıvata, Somun ve Çelik Dübel Kullanımına Uygundur.
C Profiles with 13x25mm hole dimension, is suitable for the usage of M12 Bolt, Nut and Anchor Bolt.

82X41

C PROFİL (DELİKLİ) BACK to BACK C PROFILE (CHANNEL)



C Profiller M10 Cıvata ve Somun Kullanımına Uygun Olan 11X20 Delik Ölçüsünde de Üretilir
The C Profiles have alternative hole dimension of 11X20 suitable for M10 Bolt and Nut usage as well.



Sipariş Kodu (Order Code)	L (mm)	w (mm)	h (mm)	Kg/Ad Kg/Pcs
CAN.21CPT.100	100	41	21	0,307
CAN.21CPT.150	150	41	21	0,385
CAN.21CPT.200	200	41	21	0,464
CAN.21CPT.250	250	41	21	0,542
CAN.21CPT.300	300	41	21	0,621
CAN.21CPT.400	400	41	21	0,778
CAN.21CPT.500	500	41	21	0,935
CAN.21CPT.600	600	41	21	1,092
CAN.21CPT.1000	1000	41	21	1,720
CAN.21CPT.1200	2000	41	21	2,034

Sipariş Kodu (Order Code)	L (mm)	w (mm)	h (mm)	Kg/Ad Kg/Pcs
CAN.21CPTD.100	100	41	21	0,307
CAN.21CPTD.150	150	41	21	0,385
CAN.21CPTD.200	200	41	21	0,464
CAN.21CPTD.250	250	41	21	0,542
CAN.21CPTD.300	300	41	21	0,621
CAN.21CPTD.400	400	41	21	0,778
CAN.21CPTD.500	500	41	21	0,935
CAN.21CPTD.600	600	41	21	1,092
CAN.21CPTD.1000	1000	41	21	1,720
CAN.21CPTD.1200	2000	41	21	2,034

Sipariş Kodu (Order Code)	L (mm)	w (mm)	h (mm)	Kg/Ad Kg/Pcs
CAN.41CPT.100	100	41	41	0,399
CAN.41CPT.150	150	41	41	0,509
CAN.41CPT.200	200	41	41	0,619
CAN.41CPT.250	250	41	41	0,729
CAN.41CPT.300	300	41	41	0,839
CAN.41CPT.400	400	41	41	1,059
CAN.41CPT.500	500	41	41	1,278
CAN.41CPT.600	600	41	41	1,498
CAN.41CPT.1000	1000	41	41	2,377
CAN.41CPT.1200	2000	41	41	2,817

Sipariş Kodu (Order Code)	L (mm)	w (mm)	h (mm)	Kg/Ad Kg/Pcs
CAN.41CPTD.100	100	41	41	0,399
CAN.41CPTD.150	150	41	41	0,509
CAN.41CPTD.200	200	41	41	0,619
CAN.41CPTD.250	250	41	41	0,729
CAN.41CPTD.300	300	41	41	0,839
CAN.41CPTD.400	400	41	41	1,059
CAN.41CPTD.500	500	41	41	1,278
CAN.41CPTD.600	600	41	41	1,498
CAN.41CPTD.1000	1000	41	41	2,377
CAN.41CPTD.1200	2000	41	41	2,817

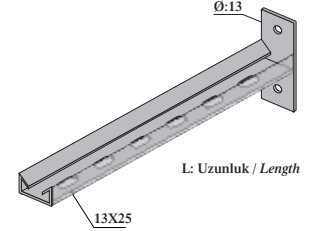
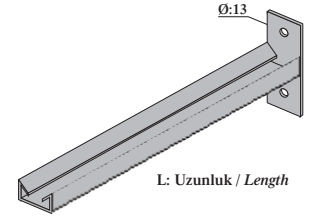
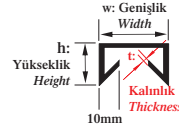
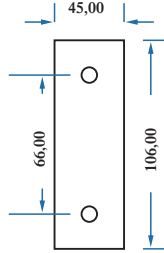
Sipariş Kodu (Order Code)	L (mm)	w (mm)	h (mm)	Kg/Ad Kg/Pcs
CAN.82CPT.100	100	41	82	0,680
CAN.82CPT.150	150	41	82	0,900
CAN.82CPT.200	200	41	82	1,119
CAN.82CPT.250	250	41	82	1,178
CAN.82CPT.300	300	41	82	1,339
CAN.82CPT.400	400	41	82	1,559
CAN.82CPT.500	500	41	82	1,999
CAN.82CPT.600	600	41	82	2,438
CAN.82CPT.1000	1000	41	82	4,636
CAN.82CPT.1200	2000	41	82	5,515

Sipariş Kodu (Order Code)	L (mm)	w (mm)	h (mm)	Kg/Ad Kg/Pcs
CAN.82CPTD.100	100	41	82	0,680
CAN.82CPTD.150	150	41	82	0,900
CAN.82CPTD.200	200	41	82	1,119
CAN.82CPTD.250	250	41	82	1,178
CAN.82CPTD.300	300	41	82	1,339
CAN.82CPTD.400	400	41	82	1,559
CAN.82CPTD.500	500	41	82	1,999
CAN.82CPTD.600	600	41	82	2,438
CAN.82CPTD.1000	1000	41	82	4,636
CAN.82CPTD.1200	2000	41	82	5,515

13X25 Delik Ölçülü Profiller M12 Cıvata, Somun ve Çelik Dübel Kullanımına Uygundur.
C Profiles with 13x25mm hole dimension, is suitable for the usage of M12 Bolt, Nut and Anchor Bolt.

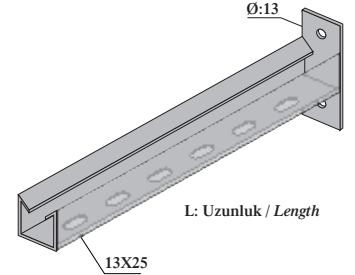
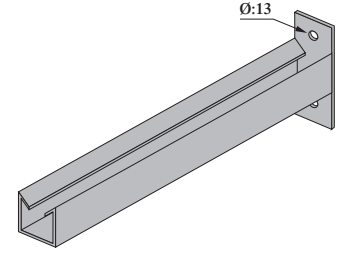
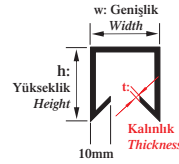
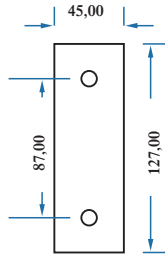
21X41

C DESTEK KONSOLU C CHANNEL BRACKETS "SINGLE"



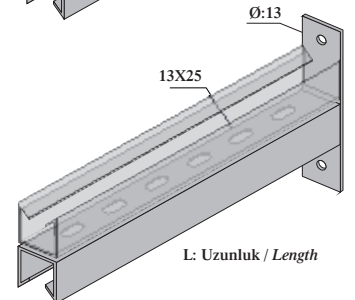
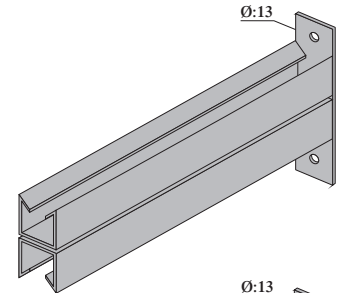
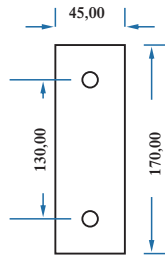
41X41

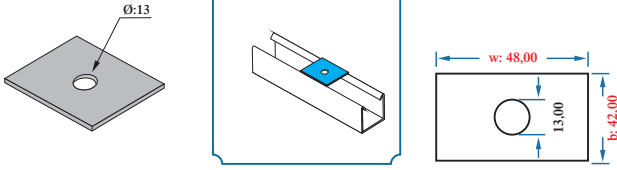
C DESTEK KONSOLU C CHANNEL BRACKETS "SINGLE"



82X41

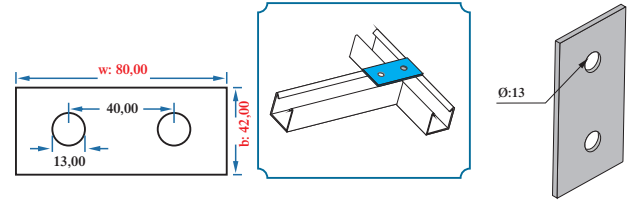
C DESTEK KONSOLU C CHANNEL BRACKETS "DOUBLE"





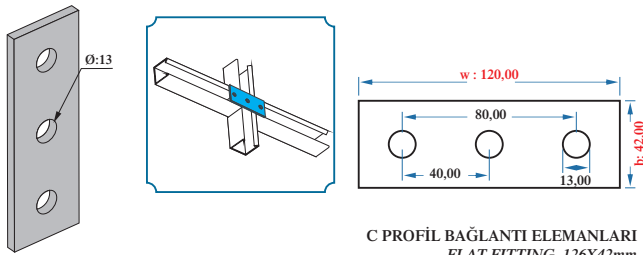
C PROFİL BAĞLANTI ELEMANLARI
FLAT FITTING 48X42mm

Sipariş Kodu (Order Code)	w (mm)	b (mm)	t (mm)	Kg/Ad Kg/Pcs
CAN.CPB.1	48	42	5,00	0,079



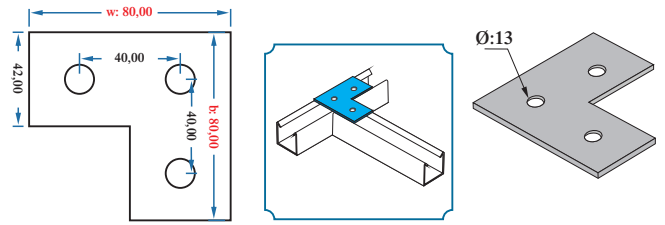
C PROFİL BAĞLANTI ELEMANLARI
84mm FLAT FITTING

Sipariş Kodu (Order Code)	w (mm)	b (mm)	t (mm)	Kg/Ad Kg/Pcs
CAN.CPB.2	80	42	5,00	0,126



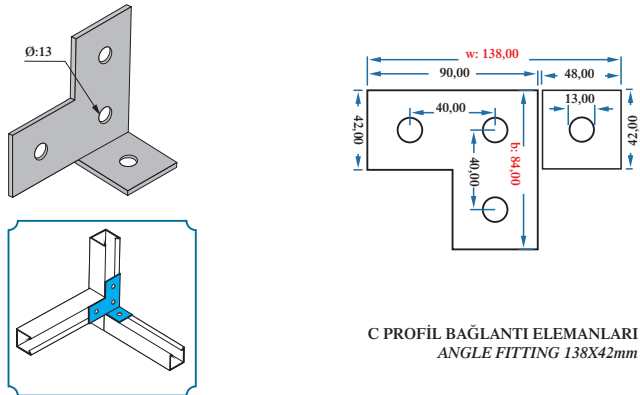
C PROFİL BAĞLANTI ELEMANLARI
FLAT FITTING 126X42mm

Sipariş Kodu (Order Code)	w (mm)	b (mm)	t (mm)	Kg/Ad Kg/Pcs
CAN.CPB.3	138	42	5,00	0,197



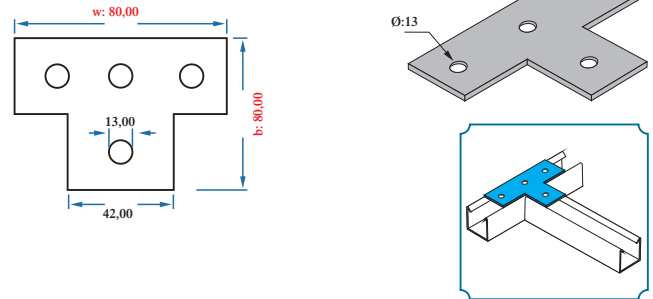
C PROFİL BAĞLANTI ELEMANLARI
FLAT FITTING 84X84mm

Sipariş Kodu (Order Code)	w (mm)	b (mm)	t (mm)	Kg/Ad Kg/Pcs
CAN.CPB.4	84	84	5,00	0,251



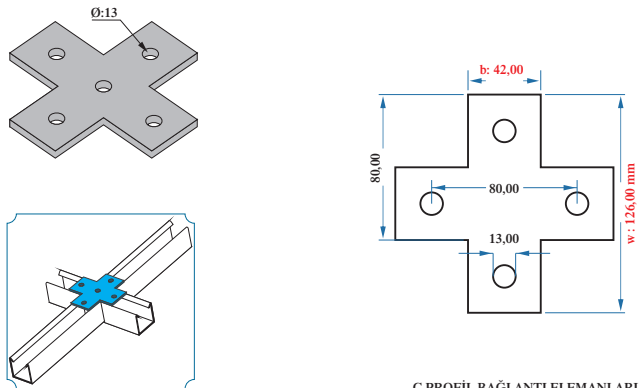
C PROFİL BAĞLANTI ELEMANLARI
ANGLE FITTING 138X42mm

Sipariş Kodu (Order Code)	w (mm)	b (mm)	t (mm)	Kg/Ad Kg/Pcs
CAN.CPB.5	126	42	5,00	0,454



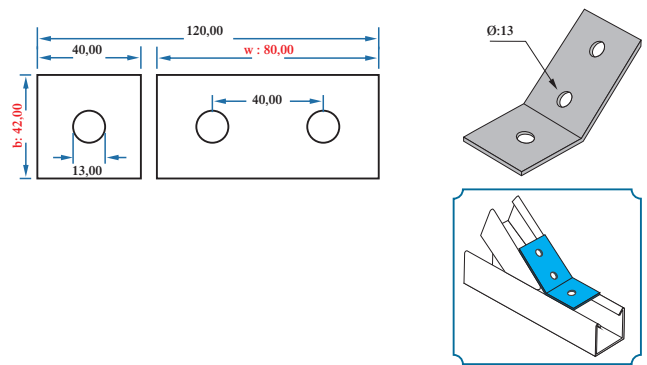
C PROFİL BAĞLANTI ELEMANLARI
80X40mm T FLAT FITTING

Sipariş Kodu (Order Code)	w (mm)	b (mm)	t (mm)	Kg/Ad Kg/Pcs
CAN.CPB.6	80	80	5,00	0,251



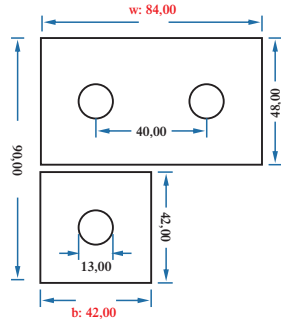
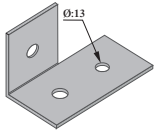
C PROFİL BAĞLANTI ELEMANLARI
FLAT FITTING 126X42mm

Sipariş Kodu (Order Code)	w (mm)	b (mm)	t (mm)	Kg/Ad Kg/Pcs
CAN.CPB.7	126	42	5,00	0,623



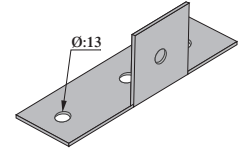
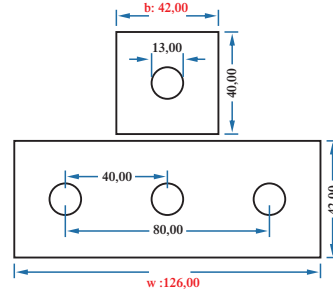
C PROFİL BAĞLANTI ELEMANLARI
135° ANGLE FITTING 120X42mm

Sipariş Kodu (Order Code)	w (mm)	b (mm)	t (mm)	Kg/Ad Kg/Pcs
CAN.CPB.8	120	42	5,00	0,198



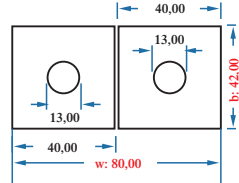
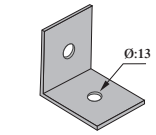
C PROFİL BAĞLANTI ELEMANLARI
ANGULAR WING FITTING

Sipariş Kodu (Order Code)	w (mm)	b (mm)	t (mm)	Kg/Ad Kg/Pcs
CAN.CPB.9	48	42	5,00	0,296



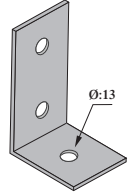
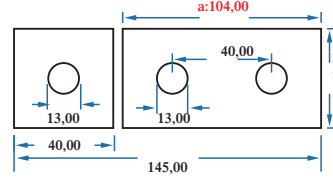
C PROFİL BAĞLANTI ELEMANLARI
ANGLE FITTING 126X42mm

Sipariş Kodu (Order Code)	w (mm)	b (mm)	t (mm)	Kg/Ad Kg/Pcs
CAN.CPB.10	126	42	5,00	0,415



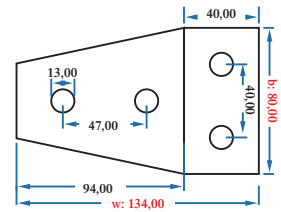
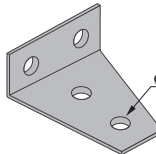
C PROFİL BAĞLANTI ELEMANLARI
90° ANGLE FITTING 47X50mm

Sipariş Kodu (Order Code)	w (mm)	b (mm)	t (mm)	Kg/Ad Kg/Pcs
CAN.CPB.11	80	42	5,00	0,132



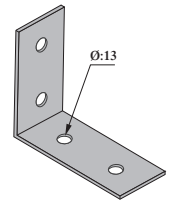
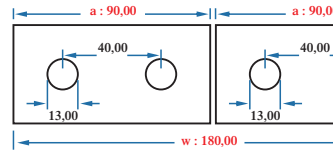
C PROFİL BAĞLANTI ELEMANLARI
90° ANGLE FITTING 47X50mm

Sipariş Kodu (Order Code)	w (mm)	b (mm)	t (mm)	Kg/Ad Kg/Pcs
CAN.CPB.12	126	42	5,00	0,191



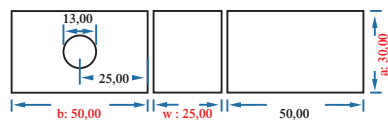
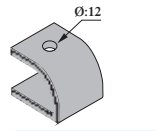
C PROFİL BAĞLANTI ELEMANLARI
90° ANGLE FITTING 104X42mm

Sipariş Kodu (Order Code)	w (mm)	b (mm)	t (mm)	Kg/Ad Kg/Pcs
CAN.CPB.13	48	42	5,00	0,420



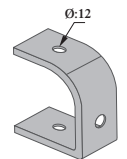
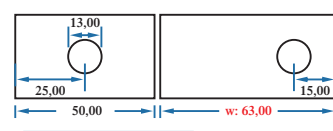
C PROFİL BAĞLANTI ELEMANLARI
90° ANGLE FITTING 105X42

Sipariş Kodu (Order Code)	a (mm)	w (mm)	b (mm)	t (mm)	Kg/Ad Kg/Pcs
CAN.CPB.14	90	180	42	5,00	0,296



C PROFİL BAĞLANTI ELEMANLARI
25mm BEAM CLAMP

Sipariş Kodu (Order Code)	a (mm)	w (mm)	b (mm)	t (mm)	Kg/Ad Kg/Pcs
CAN.CPB.15	30	25	50	5,00	0,147



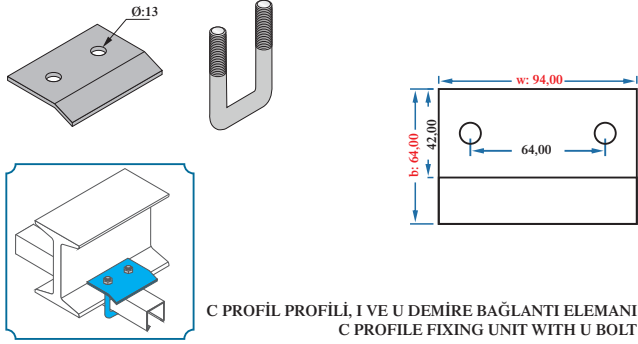
C PROFİL BAĞLANTI ELEMANLARI
63mm BEAM CLAMP

Sipariş Kodu (Order Code)	w (mm)	b (mm)	t (mm)	Kg/Ad Kg/Pcs
CAN.CPB.16	63	30	5,00	0,191

C PROFİL BAĞLANTI ELEMANI

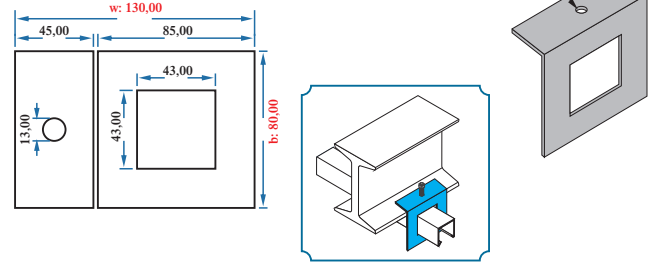
C PROFILE FIXING UNIT

EN 61537
ISO 9001
ISO 14001
ISO 18001
CE
ROHS



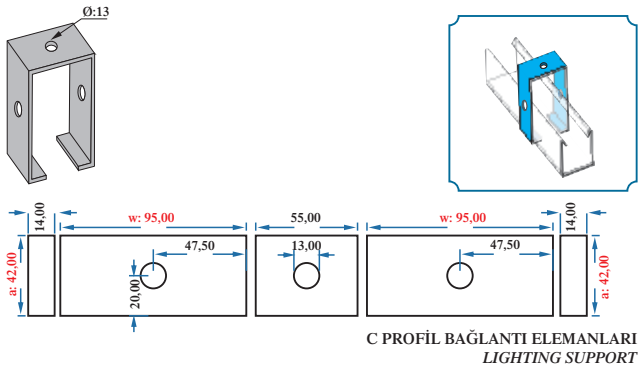
C PROFİL PROFİLİ, I VE U DEMİRE BAĞLANTI ELEMANI
C PROFILE FIXING UNIT WITH U BOLT

Sipariş Kodu (Order Code)	w (mm)	b (mm)	t (mm)	Kg/Ad Kg/Pcs
CAN.CPB.17	94	64	5,00	0,236



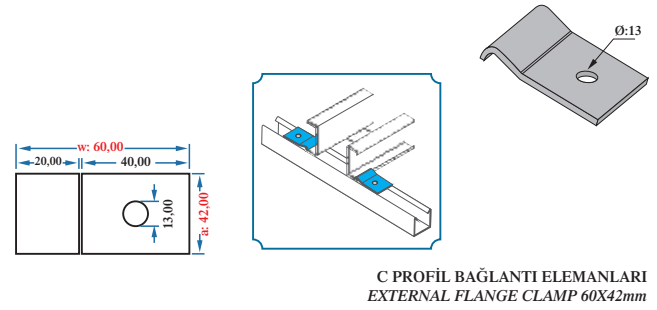
C PROFİL BAĞLANTI ELEMANLARI
BEAM CLAMP WITH M10 FIXING HOLE Suitable for 41x41mm Channel

Sipariş Kodu (Order Code)	w (mm)	b (mm)	t (mm)	Kg/Ad Kg/Pcs
CAN.CPB.18	135	80	5,00	0,408



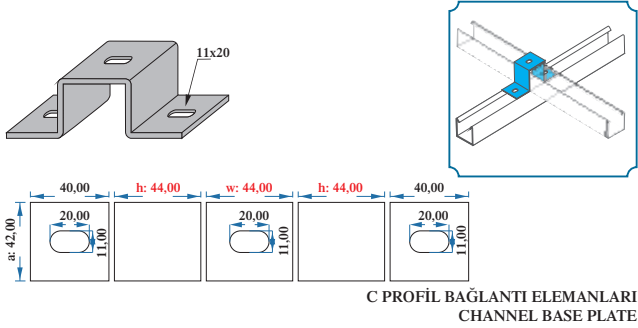
C PROFİL BAĞLANTI ELEMANLARI
LIGHTING SUPPORT

Sipariş Kodu (Order Code)	a (mm)	w (mm)	b (mm)	t (mm)	Kg/Ad Kg/Pcs
CAN.CPB.19	42	94	64	5,00	0,450



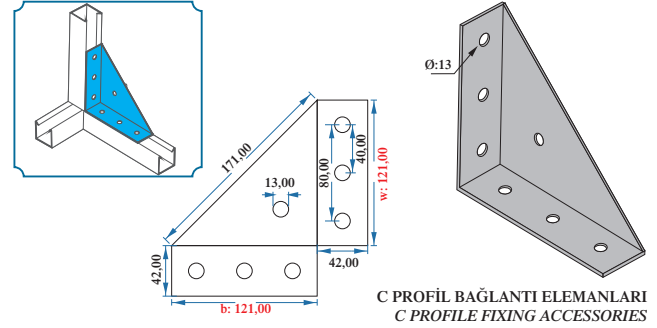
C PROFİL BAĞLANTI ELEMANLARI
EXTERNAL FLANGE CLAMP 60x42mm

Sipariş Kodu (Order Code)	a (mm)	w (mm)	b (mm)	t (mm)	Kg/Ad Kg/Pcs
CAN.CPB.20	42	60	40	5,00	0,099



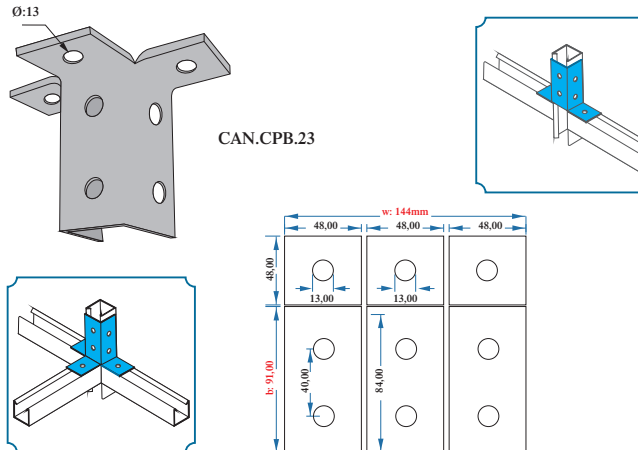
C PROFİL BAĞLANTI ELEMANLARI
CHANNEL BASE PLATE

Sipariş Kodu (Order Code)	a (mm)	w (mm)	b (mm)	t (mm)	Kg/Ad Kg/Pcs
CAN.CPB.21	42	44	44	5,00	0,276

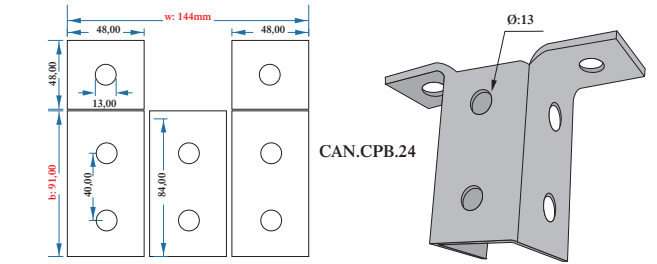
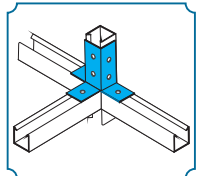
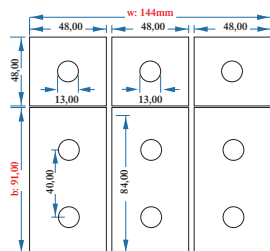


C PROFİL BAĞLANTI ELEMANLARI
C PROFILE FIXING ACCESSORIES

Sipariş Kodu (Order Code)	w (mm)	b (mm)	t (mm)	Kg/Ad Kg/Pcs
CAN.CPB.22	121	121	5,00	0,686



CAN.CPB.23



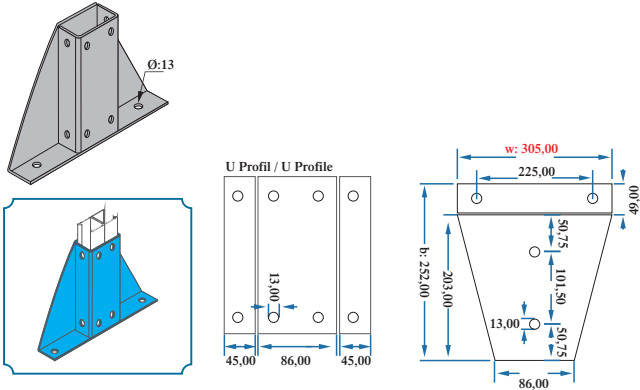
CAN.CPB.24

C PROFİL BAĞLANTI ELEMANLARI
C PROFILE FIXING ACCESSORIES

Sipariş Kodu (Order Code)	w (mm)	b (mm)	t (mm)	Kg/Ad Kg/Pcs
CAN.CPB.23	144	91	5,00	0,773
CAN.CPB.24	121	91	5,00	0,686

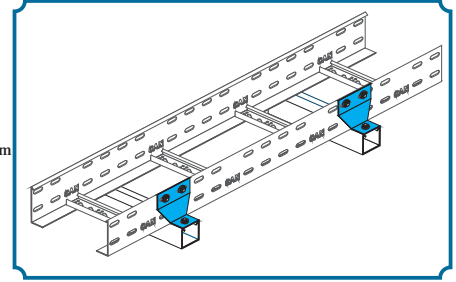
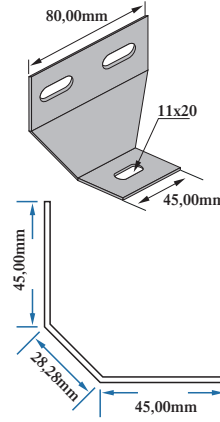
C PROFİL BAĞLANTI ELEMANI | C PROFILE FIXING UNIT

EN 61537
ISO 9001
ISO 14001
ISO 18001
CE
ROHS



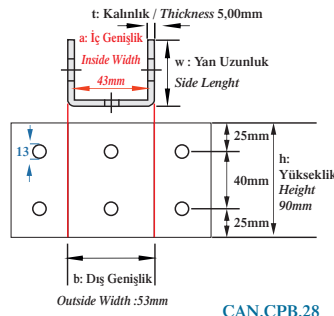
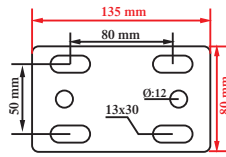
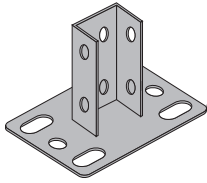
C PROFİL BAĞLANTI ELEMANLARI
CHANNEL BASE PLATE

Sipariş Kodu (Order Code)	w (mm)	b (mm)	t (mm)	Kg/Ad Kg/Pcs
CAN.CPB.25	305	252	3,00	2,228

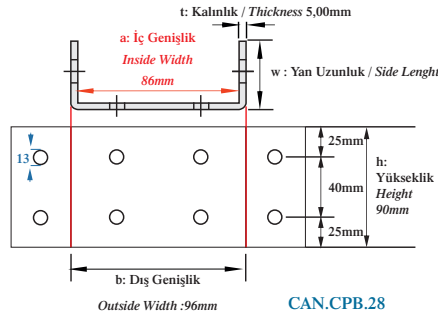
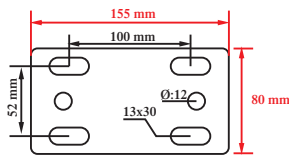
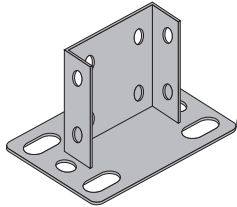


C PROFİL PROFİLİ, I VE U DEMİRE BAĞLANTI ELEMANI
C PROFILE FIXING UNIT WITH U BOLT

Sipariş Kodu (Order Code)	w (mm)	b (mm)	t (mm)	Kg/Ad Kg/Pcs
CAN.CPB.26	94	64	5,00	0,374



CAN.CPB.28



CAN.CPB.28

C PROFİL TAVAN TESPİT
CHANNEL BASE PLATE WITH M12 FIXING HOLES FOR 41 x 82mm CHANNEL
CHANNEL BASE PLATE WITH M12 FIXING HOLES FOR 41 x 41mm CHANNEL

Sipariş Kodu (Order Code)	a (mm)	b (mm)	h (mm)	w (mm)	t (mm)	Kg/Ad Kg/Pcs
CAN.CPB.27	43	53	90	44	5,00	1,063
CAN.CPB.28	86	86	90	44	5,00	1,215

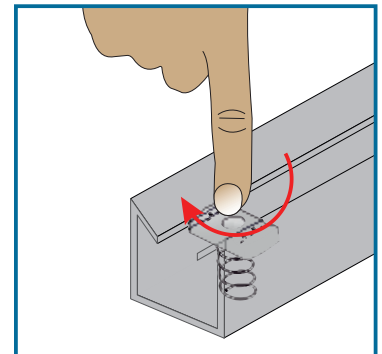
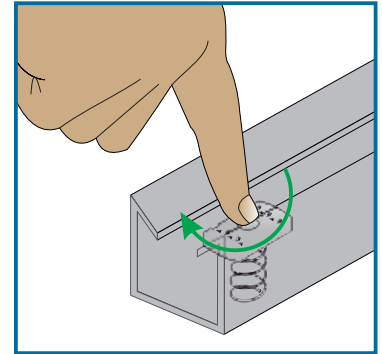
AÇIKLAMALAR / INSTRUCTIONS :

NOT: Ölçü toleransı ± 3 mm.'dir.

Belirtilen ağırlıklar kesim ağırlıklardır.

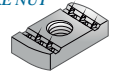
NOTE: The dimension tolerance in ± 3 mm

The indicated weights are the weights before fabrication.



EMT-YSM
YAYLI SOMUN
SPRING NUT

EMT-KS
KARE SOMUN
SQUARE NUT

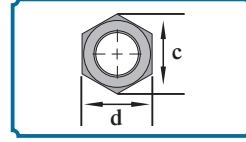
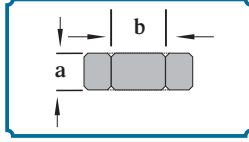
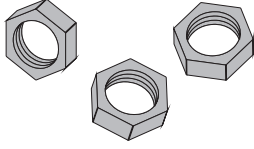


Tüm C Profiller, Yaylı ya da Kare somun kullanımına uygundur.
All C Profiles implementation are convenient for Spring or Square Nut usage.

C Profiller M10 Civata ve Somun Kullanımına Uygun Olan
11X20 Delik Ölçüsünde de Üretilebilir.
The C Profiles have alternative hole dimension of 11X20
suitable for M10 Bolt and Nut usage as well.

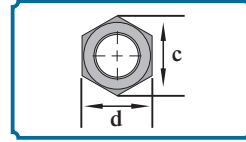
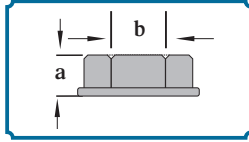
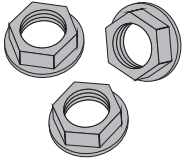


SOMUN / NUT



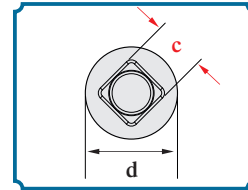
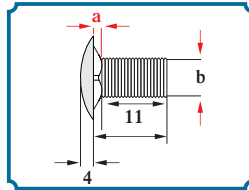
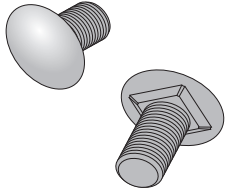
Sipariş Kodu (Order Code)	a Yükseklik / Height (mm)	b Anma Çapı / Thread Size (Metrik - Metrical)	c Köşegen / Diagonal (mm)	d Anahtar Ağız / Head Width (mm)	Kg/Ad Kg/Pcs
CAN.SM8	6,50	8	14,38	13	0,005
CAN.SM10	8,00	10	18,90	17	0,010
CAN.SM12	10,00	12	21,10	19	0,015

FLANŞLI SOMUN / FLANGE NUT



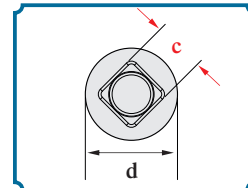
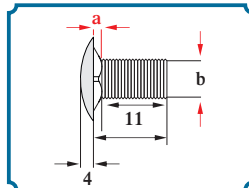
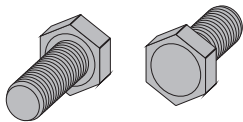
Sipariş Kodu (Order Code)	a Yükseklik / Height (mm)	b Anma Çapı / Thread Size (Metrik - Metrical)	c Köşegen / Diagonal (mm)	d Anahtar Ağız / Head Width (mm)	Kg/Ad Kg/Pcs
CAN.FSM8	6,50	8	14,38	13	0,005
CAN.FSM10	8,00	10	16,64	17	0,010
CAN.FSM12	10,00	12	20,03	19	0,015

BOMBE BAŞLI CIVATA / MUSHROOM HEAD BOLT



Sipariş Kodu (Order Code)	a Boyun Yüksekliği / Neck Height (mm)	b Anma Çapı / Thread Size (Metrik - Metrical)	c Boyun Genişliği / Neck Width (mm)	d Kafa Çapı / Head Dia (mm)	Kg/Ad Kg/Pcs
CAN.C8X15	4,40	8	8,58	20,65	0,007

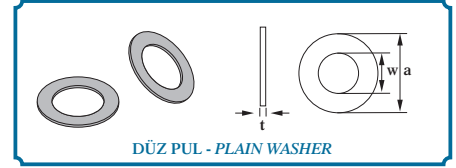
ALTI KÖŞE BAŞLI CIVATA / HEXAGON HEAD BOLT



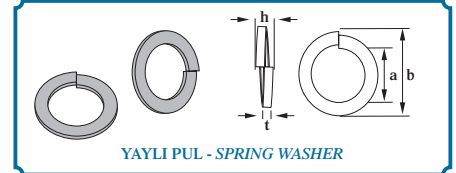
Sipariş Kodu (Order Code)	a Boyun Yüksekliği / Neck Height (mm)	b Anma Çapı / Thread Size (Metrik - Metrical)	c Boyun Genişliği / Neck Width (mm)	d Kafa Çapı / Head Dia (mm)	Kg/Ad Kg/Pcs
CAN.C8X30.AB	5,15	8	12,57	13,00	0,015
CAN.C10X30.AB	6,25	10	16,57	16,57	0,25



Sipariş Kodu (Order Code)	w (mm)	a (mm)	t (mm)	Kg/Ad Kg/Pcs
DÜZ PUL PLAIN WASHER CAN.PM8	8,50	14,80	1,80	0,002
CAN.PM10	10,50	18,10	2,20	0,006
CAN.PM12	13,00	21,10	2,70	0,008

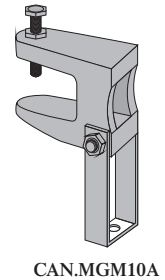
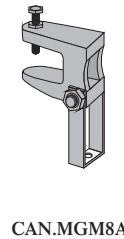
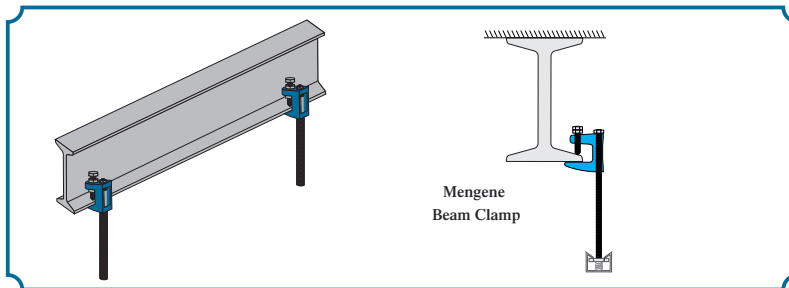
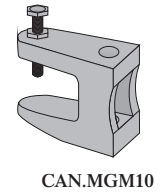
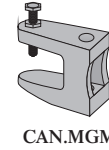
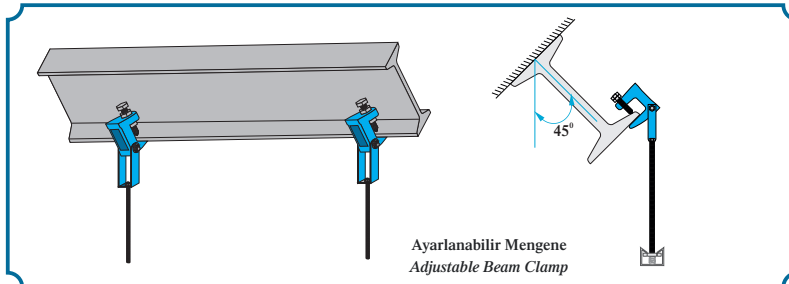
PUL
WASHER

Sipariş Kodu (Order Code)	t (mm)	w (mm)	a (mm)	h (mm)	Kg/Ad Kg/Pcs
YAYLI PUL SPRING WASHER CAN.PMY8	2,10	8,50	14,80	4,00	0,002
CAN.PMY10	2,35	10,50	18,10	4,40	0,006
CAN.PMY12	2,65	13,00	21,10	5,00	0,008

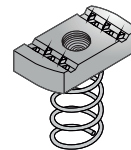


w : Anma Çapı / Thread Size (mm) - a :Anma Çapı / Thread Size (Metrik - Metrical) - t : Kalınlık / Thickness (mm)

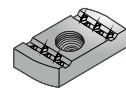
Sipariş Kodu (Order Code)	Açıklama Description	Kg/Ad Kg/Pcs
CAN.MGM8	M8 MENGENE - BEAM CLAMP	0,120
CAN.MGM10	M10 MENGENE - BEAM CLAMP	0,130
CAN.MGM8A	M8 MAFSALLI MENGENE - ADJUSTABLE BEAM CLAMP	0,150
CAN.MGM10A	M10 MAFSALLI MENGENE - ADJUSTABLE BEAM CLAMP	0,160

ASKI MENGENESİ
BEAM CLAMP

Sipariş Kodu (Order Code)	Açıklama Description	Kg/Ad Kg/Pcs
CAN.KY8	M8 YAYLI SOMUN Spring Nut	0,038
CAN.KYS10	M10 YAYLI SOMUN Spring Nut	0,037
CAN.KYS12	M12 YAYLI SOMUN Spring Nut	0,035
CAN.KS8	M8 KARE SOMUN Square Nut	0,035
CAN.KS10	M10 KARE SOMUN Square Nut	0,033
CAN.KS12	M12 KARE SOMUN Square Nut	0,030

YAYLI VE KARE SOMUNLAR
SQUARE AND SPRING NUTS

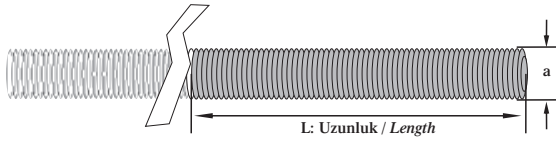

YAYLI SOMUN Spring Nut



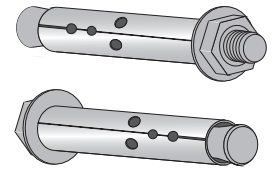
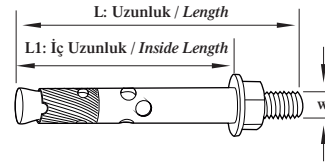
KARE SOMUN Square Nut



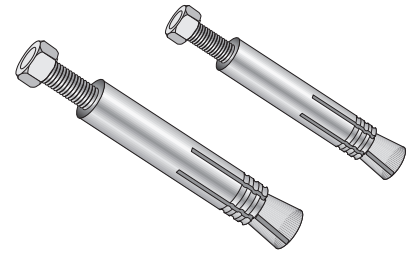
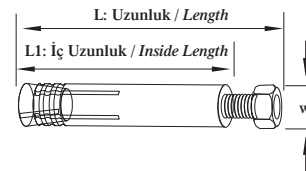
	Sipariş Kodu (Order Code)	Açıklama Description	L (mm)	Kg/Ad Kg/Pcs
M8	CAN.TM8.1000	M8X1000 ASKI TİJİ Hanging Rod	1000	0,300
	CAN.TM8.2000	M8X2000 ASKI TİJİ Hanging Rod	2000	0,600
M10	CAN.TM10.1000	M10X1000 ASKI TİJİ Hanging Rod	1000	0,470
	CAN.TM10.2000	M10X2000 ASKI TİJİ Hanging Rod	2000	0,940
M12	CAN.TM12.1000	M12X1000 ASKI TİJİ Hanging Rod	1000	0,690
	CAN.TM12.1000	M12X2000 ASKI TİJİ Hanging Rod	2000	1,380

ASKI TİJİ
THREADED ROD

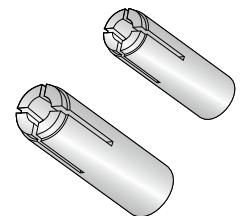
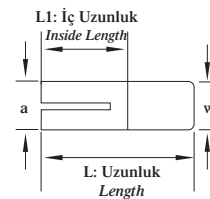
	Sipariş Kodu (Order Code)	w (mm)	L (mm)	L1 (mm)	t (mm)	Kg/Ad Kg/Pcs
SAC GÖMLEKLİ DÜBEL SLEEVE ANCHOR	CAN.CDM8	13,00	55	40	1,00	0,030
	CAN.CDM10	15,00	70	55	1,00	0,066
	CAN.CDM12	16,00	70	55	1,20	0,110

SAC GÖMLEKLİ DÜBEL
SLEEVE ANCHOR

	Sipariş Kodu (Order Code)	w (mm)	L (mm)	L1 (mm)	t (mm)	Kg/Ad Kg/Pcs
BORU GÖMLEKLİ DÜBEL FIX BOLT ANCHOR	CAN.BGCDM8	13,00	62	45	1,20	0,042
	CAN.DGCDM10	15,00	70	55	1,20	0,077
	CAN.BGCDM12	16,00	90	75	1,20	0,110

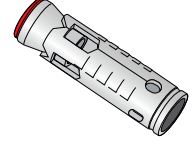
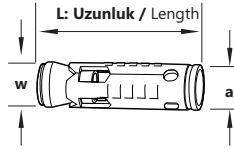
BORU GÖMLEKLİ DÜBEL
FIX BOLT ANCHOR

	Sipariş Kodu (Order Code)	w (mm)	L (mm)	L1 (mm)	Kg/Ad Kg/Pcs
ÇAKMA (KOVAN) TİPİ DÜBEL DROP IN ANCHOR	CAN.CCDM8	8,00	25	10	0,042
	CAN.CCDM10	10,00	30	12	0,077
	CAN.CCDM12	12,00	40	15	0,110

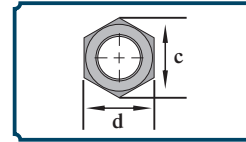
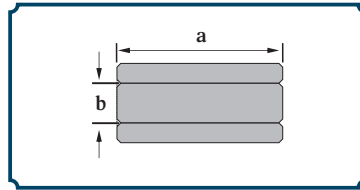
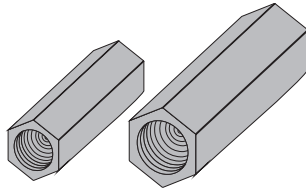
ÇAKMA (KOVAN) TİPİ DÜBEL
DROP IN ANCHOR



	Sipariş Kodu (Order Code)	w (mm)	L (mm)	a (mm)	Kg/Ad Kg/Pcs
BORU GÖMLEKLİ DÜBEL FIX BOLT ANCHOR	CAN.CSDM8	12,00	50	8	0,016
	CAN.CSDM10	15,00	55	10	0,027
	CAN.CSDM12	18,00	80	12	0,045

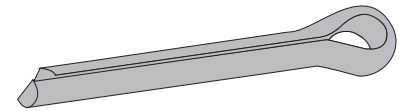
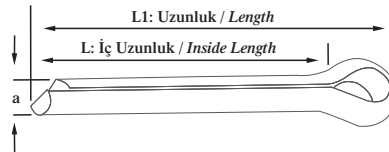
S TİPİ (KIRMIZI TAPALI) DÜBEL
DROP IN ANCHOR (S TYPE)

Tij İçin (For Threaded Rod)

UZATMA SOMUNU
EXTENSION NUT

Sipariş Kodu (Order Code)	a Yükseklik / Height (mm)	b Anma Çapı / Thread Size (Metrik - Metrical)	c Köşegen / Diagonal (mm)	d Anahtar Ağzı / Head Width (mm)	Kg/Ad Kg/Pcs
CAN.USM8	40	8	14,38	13	0,040
CAN.USM10	40	10	18,90	17	0,104
CAN.USM12	40	12	21,10	19	0,120

Sipariş Kodu (Order Code)	w (mm)	L (mm)	L1 (mm)	Kg/Ad Kg/Pcs
CAN.KSX80	M8	80	105	0,030

KOPİLYA
SPLIT PINS

Sipariş Kodu (Order Code)	L (mm)	h (mm)	w (mm)	t (mm)	Kg/Ad Kg/Pcs
CAN.CPK125	125	45	45	4,00	0,539
CAN.CPK425	425	45	45	4,00	1,528
CAN.CPK725	725	45	45	4,00	2,517

C PROFİL SABİTLEME ELEMANI
C PROFILES FIXING UNIT